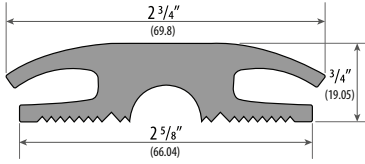




VT38 Vinyl Thresholds

VT38 Vinyl Thresholds



Installation Guidelines:

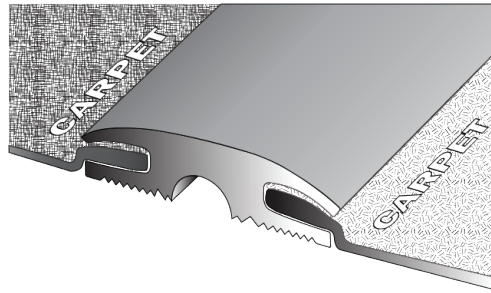
1. Measure door opening at the sill by measuring the width of both rabbets.
2. Transfer measurement to threshold.
3. Cut the threshold to length. Notch ends of the threshold to fit around the stop on the door frame as necessary.
4. Trial fit the threshold to verify proper fit. Cut down if necessary.

Note: If using the threshold with carpet, insert carpet first into the threshold opening before fitting it into place at the sill.

5. Apply glue to concrete or plywood sub floors in before setting the vinyl threshold in place.

Applications:

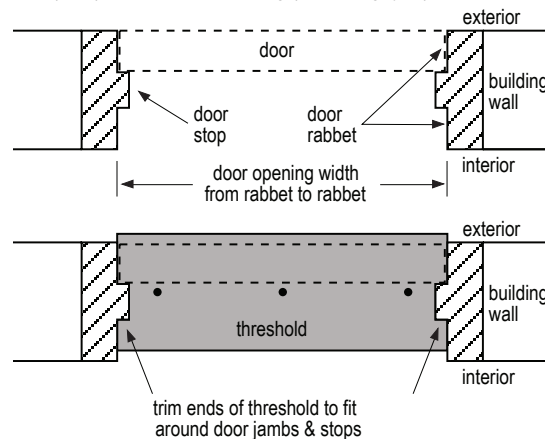
- transition where 3/8" carpet meets another 3/8" carpet



Tools Required:

- Marker
- Measuring tape
- Caulking gun
- Cutting tools (Miter saw, circular saw, hacksaw)

Top (plan) view of door opening (out-swing type)



CAL-ROYAL
P R O D U C T S , I N C . U . S . A .

6605 Flotilla Street, City of Commerce, CA 90040 U.S.A.

Website: www.cal-royal.com | Email: sales@cal-royal.com

Phone: (323) 888-6601 ; (800) 876-9258 | Fax: (323) 888-6699 ; (800) 222-3316