



# GRADE 1

## Cylindrical Leverset

### GENESYS SERIES

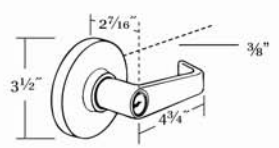
 Meets ADA requirements.  
Specially designed for  
Barrier Free Application  
Conforms with ANSI A156.2  
Series 4000, Grade-1.  
Meets A117.1 Accessibility Code.

 LISTED 3 HOURS,  
UL10C, UBC 7-2-1997

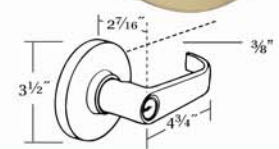
Extra Heavy Duty Cylindrical Lever Sets (Clutch Style)

- Available With Interchangeable core for Best, Falcon, Arrow
- Available With Interchangeable Core for Schlage Full Size Format OEM Cylinders

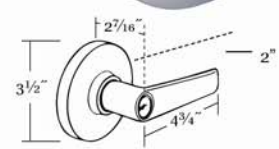
**(PATENTED)  
CLUTCH  
FREEWHEELING**



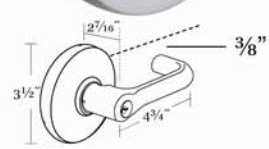
GN DESIGN



SPA DESIGN



AT DESIGN



TUB DESIGN

## **CLUTCH**

Free turning handle in the locked position, without retracting the latch, to deter breaking of the handle

## GENERAL SPECIFICATIONS:

Featuring CLUTCH System, free turning handle to deter breaking of the handle.  
Full length 4-3/4" lever handle with 3/8" return on GN and SPA Design. Rose diameter 3-1/2". Key removable outside lever for fast rekeying. Non-handed levers. Concealed mounting screws.

## - ANSI STANDARDS:

Meets or exceeds of BHMA/ANSI A 156.2 Series 4000, grade 1 requirements.

## - CYLINDERS & KEYWAYS:

6 pin solid brass "C" keyway standard.  
Schlage C-K, Russwin D1, L4, Corbin 60, Sargent LA Falcon/Weiser E, Arrow, Yale GA, Kwikset. Can also accept Medeco, Assa, and Kaba High Security Cylinders.

## - INTERCHANGEABLE CORE:

- Interchangeable core locks will accept compatible 6 or 7 pin cores with BEST, FALCON and ARROW. Add "IC" before part #.
- Interchangeable core locks will accept schlage full size format OEM cylinder. For SCHLAGE format, replace ICCGN with ICGYS.

## - HOUSING:

Cold rolled steel and zinc dichromate finish for rust resistance with precision cast steel retractor.  
2-1/8" diameter bore.

## - TRIM:

Thru-bolted assembly through door with separate spring cage for each lever. Matching design to SL Series Grade II levers.

## - FINISHES:

626: (US26D) - Satin chrome  
613: (US10B) - Oil rubbed bronze  
625: (US26) - Polished chrome  
605: (US3) - Polished brass  
612: (US10) - Satin bronze  
606: (US4) - Satin brass  
Finishes not shown are available subject to lead time.

## - FUNCTIONS:

- CGN-00: Entrance / Office lock
  - CGN-101: Dormitory
  - GN-02: Store lock
  - CGN-03: Classroom
  - GN-04: Communicating
  - CGN-05: Storeroom
  - GN-09: Institution
  - CGN-88: Patio
  - CGN-20: Privacy
  - GN-30: Passage
  - GN-40: Dummy
- \*\* Other functions available upon request.

- Indicates function available with interchangeable core.

# CAL-ROYAL PRODUCTS, INC.

6605 FLOTILLA ST., COMMERCE, CA 90040 U.S.A.  
TEL: (323) 888-6601 FAX: (323) 888-6699  
Website: cal-royal.com • Email: sales@cal-royal.com



## - HOW TO ORDER:

When ordering "AT" & "SPA" designs, replace design name Example: CGN-00 entrance in "AT" design is CAT-00.

## - LATCH OPTIONS:

"UL" listed for 3 hour fire labeled doors.  
2-3/4" backset standard, brass with 1/2" throw.  
2-3/8" backset optional.  
GND-750 deadlatch reversible for flat and beveled door.  
3/4" throw anti-friction deadlatch for pair of fire doors



## - DOOR RANGE:

1-3/8" to 1-3/4" thickness.  
2" to 2-1/4" thickness also available on request.

## - STRIKES:

ASA 1-1/4" x 4-7/8" standard.  
Other strikes available upon request.

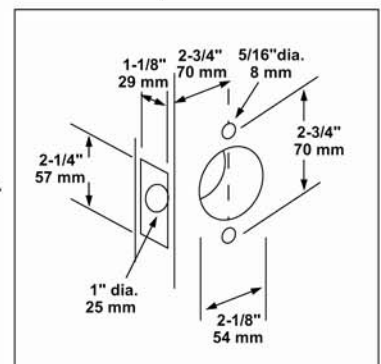
## - ELECTRIFIED LOCKS:

Available upon request.

## - TACTILE & LEAD LINING:

Available upon request.

## Door Preparation



Distributed by:

