

ITEM NO.	FINISH	DESCRIPTION	PCS/INNER BOX	PCS/MASTER CARTON	LIST PRICE EACH
----------	--------	-------------	---------------	-------------------	-----------------

## MISCELLANEOUS DOOR HARDWARE



PSPL3515	US32D	Push Plate Size 0.050" x 3 1/2" x 15".	1	60	
PSPL3515	3,10B,26,10,4,5	Packed With Protective Film and Screws.	1	60	
PSPL4016	US32D	Push Plate Size 0.050" x 4" x 16".	1	60	
PSPL4016	3,10B,26,10,4,5	Packed With Protective Film and Screws.	1	60	



LPG2	USPALUM, DURO, GOLD	Latch Guard Protector Size 2 1/4" x 11".	10	60	
GJLPG2	US32D	Latch Guard Protector Size 3" x 11". Similar To Glynn Johnson #LP1.	10	60	



PN20	US3, BLACK	4" Die Cast House Number, Packed With Nails.	100	1000	
LPN20	US3, BLACK	4" Die Cast House Letters (A-E), Packed With Nails.	100	1000	



WP300	US3,26,26D	3" Solid Brass Drawer Pull, 1/8" Dia. of Rod. Screws for 1/4" - 1 1/4" thick drawers or doors	50	200	
WP350	US3,26,26D	3 1/2" Solid Brass Drawer Pull, 1/8" Dia. of Rod. Screws for 1/4" - 1 1/4" thick drawers or doors	50	200	
WP400	US3,26,26D	3" Solid Brass Drawer Pull, 1/8" Dia. of Rod. Screws for 1/4" - 1 1/4" thick drawers or doors	50	200	

## DOOR KNOCKERS, DOOR VIEWERS










SBDK-356	US3	Solid Brass Door Knocker. Size: 3 1/2" x 6" Similar to Ives#3125	17	170	
----------	-----	--	----	-----	--



SBDK/DV180	US3	Solid Brass Door Knocker With 180° Door Viewer. 1/8" Bore. Size: 3 1/2" x 6" For Doors 1 1/4" To 1 3/4" Thick	4	40	
------------	-----	---	---	----	--

**20% CHARGE  
FOR BROKEN  
QUANTITY**

ITEM NO.	FINISH	DESCRIPTION	PCS/INNER BOX	PCS/MASTER CARTON	LIST PRICE EACH
<b>DOOR KNOCKERS, DOOR VIEWERS</b>					
SS8DK-234	US3	Solid Brass Door Knocker Size: 2 1/4" x 3 3/4" Similar to Ives#3102	4	40	
					
DK93	US3	Door Knocker With 160° Viewer, 1/2" Bore. Size 2" x 4", For Doors 1 1/4" To 1 3/4" Thick.	24	240	
DK93	US5,260		24	240	
					
DK94	US3	Door Knocker With 180° Viewer, 3/8" Bore, Size 2 1/2" x 5 1/2", For Doors 1 1/4" To 1 3/4" Thick.	12	120	
DK94	US5,260		12	120	
					
DKN95	US3	Door Knocker With 160° Viewer Name Card, Size 2" x 4 1/4", For Doors 1" To 1 3/4" Thick.	12	120	
DKN95	US5		12	120	
					
DV90	US3,5,26	Brass Door Viewer, 160°, 1/2" Bore, Plastic Lens. For Doors 1 1/4" to 2".	24	600	
					
DV91	US3,5,26	Brass Door Viewer, 180°, 1/2" Bore, Plastic Lens. For Doors 1 1/4" To 2" Thick.	24	600	
					
DV180	US3,5,26	Brass Door Viewer, 180°, 3/8" Bore, Plastic Lens, For Doors 1 1/4" To 2" Thick.	24	600	
					

**20% CHARGE  
FOR BROKEN  
QUANTITY**

ITEM NO.	FINISH	DESCRIPTION	PCS/INNER BOX	PCS/MASTER CARTON	LIST PRICE EACH
----------	--------	-------------	---------------	-------------------	-----------------

## HANDRAIL BRACKETS



HB96	US3,5,26	Hand Rail Bracket, Poly Bagged With Screws.	50	400	
------	----------	---	----	-----	--



HDHB40	US3,5,26	<b>Heavy Duty</b> Handrail Bracket. Comparable To IVES #059 (Height: 2 1/4", Width: 1 1/4").	50	200	
--------	----------	--	----	-----	--

## CRASH CHAINS



Optional Vinyl Cover

CCD30	Zinc	Single Spring Crash Chain Door Guard, <b>No Vinyl</b> , 2 1/4" Chain.	10	120	
CDV24	Zinc	Single Spring Crash Chain Door Guard <b>with Vinyl</b> , 2 1/4" Chain.	10	120	



HDCDV48	US260	<b>Super Heavy Duty</b> Adjustable Chain Door Stop With Vinyl Cover, comparable IVES #115 For Heavy Commercial Doors Adjustable 20" To 30 1/2".	1	50	
---------	-------	---	---	----	--

## SOLID BRASS DOOR STOPS










WB26	US320	Stainless Steel Concave Wall Stop, Size: 2 1/2" Diameter Projection: 1 1/4", Toggle & RP.	50	300	
WB26	US3,108,26,10,4,5	Solid Brass Concave Wall Stop, Size: 2 1/2" Diameter Projection: 1 1/4", Toggle & RP.	50	300	










CONWB42	US320	Stainless Steel Convex Wall Stop, Size: 2 1/2" Diameter Projection: 1 1/4", Toggle & RP.	50	300	
CONWB42	US3,108,26,10,4	Solid Brass Convex Wall Stop, Size: 2 1/2" Diameter Projection: 1 1/4", Toggle & RP.	50	300	



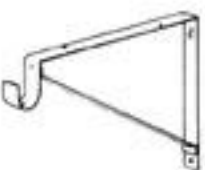





ITEM NO.	FINISH	DESCRIPTION	PCS/INNER BOX	PCS/MASTER CARTON	LIST PRICE EACH
<b>SOLID BRASS DOOR STOPS</b>					
	SWB	US26D,10B, 3,26,4	Solid Brass Wall Convex Stop, 1" Diameter 1/2" Projection. Concealed Mounting. Comparable to IVES #404.	50	500
	GS118	US26D,3, US26,10B,10 4,15A,15	Cast Floor Stop, 2 1/4" High. Base: 2 1/4" x 1 1/2" Combo Packed With (1) 3/8" Hanger Bolt And 1 #14 x 1" Woodscrew: 3/8" x 2 1/2" Stud W/Expansion Shield And (1) 1/4" - 20 x 1" Machine Screw & Anchor	10 10	60 60
	GS119	US26D,3, US26,10B,10 4,15A,15	Cast Floor Stop, 2 3/4" High. Base: 2 3/4" x 1 1/2" Combo Packed With (1) 3/8" Hanger Bolt And 1 #14 x 1" Woodscrew: 3/8" x 2 1/2" Stud W/Expansion Shield And (1) 1/4" - 20 x 1" Machine Screw & Anchor	10 10	60 60
	DSHP18	US26D, 3,10B,26, 10,4,5	Solid Brass Dome Stop, High Profile. (1 1/4" Diameter, 1/2" Thick Base). Projection: 1 1/4"	10	200
	DSL P4	US26D, 3,10B,26, 10,4,5	Solid Brass Dome Stop, Low Profile. (1 1/4" Diameter, 3/8" Thick Base). Projection: 1 1/4"	10	200
	RIS375	Alum	Riser For Dome Steps With 1 1/4" Screws, 3/8" Thick.	50	400
	RIS625	Alum	Riser For Dome Steps With 1 1/4" Screws, 3/8" Thick.	50	250

**20% CHARGE FOR BROKEN QUANTITY**

ITEM NO.	FINISH	DESCRIPTION	PCS/INNER BOX	PCS/MASTER CARTON	LIST PRICE EACH
<b>DOOR STOPS</b>					
	IVHP-23	US3,26,108,5,15A	Jumbo Heavy Duty Hinge Pin Stop With Removeable Bushing, Adjustable Angle Setting, For Commercial Grade Hinges 1/4" Or 3/8" Dia. Hinge Pins. ( 4 1/2"x 4 1/2", 4"x 4" and 3 1/2"x 3 1/2") Individually Poly Packed.	50	500
	JHP11	US3,5,26,US15A	Jumbo Hinge Pin Door Stop With Nylon Bushing. Individually Poly Packed.	50 50	500 500
	HP95	US3,5,26	Hinge Pin Door Stop With Nylon Bushing. Individually Poly Packed.	100	1000
	HDFS3	US3,5,26	3 1/4" <b>Heavy Duty</b> Flexible Door Stop With Screw and Metal Base.	100	600
	JFS13	US3,5,26,US15A	3 1/4" <b>Heavy Duty</b> Jumbo Spring Door Stop With Screw And Metal Base.	100 100	600 600
	JRS34	US3,5,26	4" Diecast Jumbo Rigid Stop With Molded Screw.	100	500
<b>CLOSET HARDWARE</b>					
	ACR-1830	Bright Zinc	18" to 30" Adjustable Closet Rod.	10	10
	ACR-3048	Bright Zinc	30" to 48" Adjustable Closet Rod.	10	10
	ACR-4872	Bright Zinc	48" to 72" Adjustable Closet Rod.	10	10
	ACR-7296	Bright Zinc	72" to 96" Adjustable Closet Rod.	10	10
	ACR-72120	Bright Zinc	72" to 120" Adjustable Closet Rod.	10	10
	ACR-96150	Bright Zinc	96" to 150" Adjustable Closet Rod.	10	10

20% CHARGE FOR BROKEN QUANTITY

ITEM NO.	FINISH	DESCRIPTION	PCS/INNER BOX	PCS/MASTER CARTON	LIST PRICE EACH
<b>CLOSET HARDWARE</b>					
	ASR41	White	Adjustable Shelf & Rod Support. Supports Shelf Up to 14" Wide & Rod Up to 1 1/2" Diameter. Screws Packed Individually with Bracket.	40	40
	SR27	White	Single Shelf & Rod Support. Will Support Shelf Up To 14" Wide and Rod Up To 1 1/2" Diameter. Screws Packed Individually With Bracket.	80	80
	FSR123	White	Heavy Duty Shelf & Rod Support. Will Support 40 Shelf Up To 14" Wide and Rod Up To 1 1/2" Diameter. Screws Packed Individually With Bracket.	40	1.98
	BC97	US3,5	Adjustable Ball Catch (2 1/4"x1"), w/Full Lip Strike Plate (Round Corner).	100	200
	BC97	US15A,10B	Adjustable Ball Catch (2 1/4"x1"), w/Full Lip Strike Plate (Round Corner).	100	200
	BK14	US3,5,260,26 US15A	Bi-Fold Ball Knob (Width: 1 1/4", Height: 1 1/4"). Poly Packed Individually With 1 1/4", 1 1/4" and 2" Screws.	20 20	200 200
	PLA2	US3,5,260,26 US15A	Back Plates For BK14, Diameter 1 1/4".	20 20	200 200

**20% CHARGE FOR BROKEN QUANTITY**

ITEM NO.	FINISH	DESCRIPTION	PCS/INNER BOX	PCS/MASTER CARTON	LIST PRICE EACH
<b>CLOSET HARDWARE</b>					
	CH28	US3,5,26	Coat and Hat Hook, Diecast Material.	50	1000
	CK130	US3,5	Bi-Fold Concave Knob Beveled Edge (1") Screw, (1 1/4") Diameter.	20	200
	DI81	US3,5,26, 15A,26D	Adjustable Drive In Ball Catch Packed With Full lip Strike, Round Corner, Polly Bagged With Screws.	100	200
	DI8P218	US3,5,26, 15A,108	Drive In Finger Pull (2 1/4" Diameter), <b>No Nails</b> .	150 150	600 600
	FP98	US3,5,26	Finger Pull (2 1/4" Diameter), <b>With Nails</b> .	150	600
	NBC110	US3,5	Ball Catch (1/4"D x 1/4"W x 2 1/4"L) For Doors 1 1/2" Thick. Non Adjustable. Polly Bagged With Screws.	100	200