







CAL-ROYAL PRODUCT CROSS-REFERENCE GUIDE

DOOR CLOSERS

	<u>Cal Royal</u>	<u>American Eagle</u>	<u>Corbin</u>	<u>Design Hardware</u>	<u>Dorma</u>	<u>Dor-O-Matic</u>	<u>Hager</u>	<u>LCN</u>	<u>Norton</u>	<u>Parker</u>	<u>Russwin</u>	<u>Sargent</u>	<u>Taymor</u>	<u>Yale</u>
	900 Full Cover	N/A	DC3200	N/A	8600FC	SC80FC	5200	1460FC	8501	N/A	DC3200	1431	N/A	3501
	CR441	7100	DC3000 DC6200	416	8900	SC70	5100	4041	9500	N/A	N/A	281/350	N/A	4400
	CR801S Slim Cover	N/A	DC3200 X M76	N/A	8600	SC80	5200SLC	1460-72	8301	N/A	9000	1430	N/A	3301
	CR801 Full Cover	N/A	DC3200	N/A	8600FC	SC80FC	5200FC	1460FC	8501	N/A	DC6200	1431	N/A	3501
	300	N/A	N/A	N/A	640/7300/7400	N/A	5300	1070/1370	1600	900	N/A	1130	N/A	50
	700	N/A	4600	N/A	640	N/A	5400	N/A	9300	500	4600	N/A	9500/60	2300

LOCKSETS

**GENESYS "CGN" (CLUTCH LEVER) and
CALYPSO "CAL" SERIES (GRADE 1 LEVER)**



FUNCTION	ANSI #	CAL-ROYAL GENESYS & CALYPSO	FALCON CLUTCH	HAGER	PDQ	RUSSWIN CORBIN	SARGENT CLUTCH	SCHLAGE VANDLGARD	YALE CLUTCH
Entrance	F82/F109	CGN00, CAL00	T501	3450/3453	GT 116/182	CL3351	10G05	ND53/ND92PD	5407L
Storeroom	F86	CGN05, CAL05	T581	3480	GT 115	CL3357	10G04	ND80/ND96PD	5405L
Classroom	F84	CGN03, CAL03	T561	3470	GT 148	CL3355	10G37	ND70S/ND94PD	5408L
Privacy	F76	CGN20, CAL20	T301	3440	GT 176	CL3320	10U65	ND40S	5402L
Passage	F75	GN30, CAL30	T101	3410	GT 126	CL3310	10U15	ND10S	5401L
Dummy	N/A	GN40, CAL40	T12	3417	GT 211/205	CL3350	U94	ND170	455L
Storelock / Double Cylinder	F91	GN02, CAL02	T371	N/A	GT 137	CL3382	10G26	ND66PD	5419L
Communication / Double Cylinder	F80	CGN04, CAL04	T391	N/A	GT 150	CL3362	10G30	ND72PD	5421L
Vestibule	F88	CGN06, CAL06	T381	N/A	GT 135	CL3372	10G16	ND60PD	5417L
Classroom Intruder	F110	CGN07, CAL07	T561	3496	GT 148	CL3352	10G38	ND75PD	5418L
Institution / Double Cylinder	F87	CGN09, CAL09	T411	N/A	GT 128	CL3332	10G17	ND82PD	5430L
Exit/Communicating	F89	GN50	N/A	N/A	GT 125	CL3380	10G15-3	ND25D	5428L
Dormitory	F90	CAL101	T571	3473	GT 165	CL3375	10G54	ND73PD	5422L

LOCKSETS



PIONEER "SL" SERIES

POINEER "CSL" SERIES (GRADE 2 CLUTCH LEVERS)

EXPLORER "XP" SERIES (GRADE 2 NON-CLUTCH LEVERS)

APOLLO "ALC" SERIES (GRADE 2 NON-CLUTCH)

FUNCTION	ANSI #	CAL-ROYAL PIONEER & APOLLO SERIES	FALCON TUBULAR NON-CLUTCH	HAGER	PDQ	RUSSWIN CORBIN	SARGENT NON-CLUTCH	SCHLAGE NON-CLUTCH	YALE
Entrance	F82/F109	ALC00/CSL00/SL00	W511	3553	SP/SK	CL3851	65G05	AL53	5307LN
	F109	SL01	W501	3550	116	CL3861	N/A	AL50	N/A
Storeroom	F86	ALC05/CSL05/SL05	W581	3580	115	CL3857	65G04	AL80	5305LN
Classroom	F84	ALC03/CSL03/SL03	W561	3570	148	CL3855	65G37	AL70	5308LN
Privacy	F76	ALC20/CSL20/SL20	W301	3540	176	CL3820	65U65	AL40S	5302LN
Passage	F75	ALC30/SL30	W101	3510	126	CL3810	65U15	AL10S	5301LN
Dummy	N/A	ALC40/SL40	W12	3517	211/205	CL3850	65U93	AL170	5355LN
Exit/Communicating	F89/F111	SL50	W161	3525	125	CL3880	N/A	AL25	5328LN
Exit Communicating Keyed	F112	SL80	N/A	N/A	N/A	N/A	N/A	N/A	N/A
Patio	F77	SL10	N/A	N/A	GP182	CL3840	N/A	N/A	N/A

LOCKSETS

HIL AND JHIL SERIES (INTERCONNECTED GRADE 2 LEVERS)

FUNCTION	ANSI #	CAL-ROYAL HIL SERIES	FALCON	HAGER	SCHLAGE
Entrance Double Locking	F97	HIL00, JHIL00	H101DG	3753	S251PD
Entrance Single Locking	F95	HIL30, JHIL30	H511DG	3710	S210PD



LOCKSETS

GRADE 2 CYLINDRICAL LEVER (SG DESIGN)

FUNCTION	ANSI #	CAL-ROYAL SG SERIES	FALCON "Y" DANE	HAGER 3600	PDQ SE	RUSSWIN CORBIN	SCHLAGE S	YALE 4300LN
Entrance	F82/F109	SG00	Y521	3653	SE-116	CL3751	S51PD	4307LN
Storeroom	F86	SG05	Y581	3680	SE-115	CL3759	S80PD	4305LN
Classroom	F84	SG03	Y561	3670	SE-148	CL3755	S70PD	4308LN
Patio	F77	SG10	N/A	N/A	N/A	N/A	N/A	N/A
Privacy	F76	SG20	Y301	3640	SE-176	CL3720	S40D	4302LN
Passage	F75	SG30	Y101	3610	SE-126	CL3710	S10D	4301LN
Dummy	N/A	SG40	Y12	3617	SE-211	CL3750	S170	4355LN
Exit	F89	SG50	Y161	N/A	SE-125	CL3780	N/A	N/A



GRADE 2 CYLINDRICAL LOCKSET, ORBIT STYLE (BA & PLG DESIGNS)



FUNCTION	ANSI #	CAL-ROYAL BA SERIES	ARROW 151	CORBIN 5600	FED NO.	PDQ SV	RUSSWIN 3300	SARGENT 6 LINE	SCHLAGE A SERIES	YALE 5300
Entrance	F82/F109	BA00	151	5651	160A	SV116	CK4251	6G05	A53PD	5307
Privacy	F76-2	BA20	157	5620	160L	SV176	CK4220	6U65	A40S	N/A
Passage	F75-2	BA30	156	5610	160N	SV126	CK4210	6U15	A10S	5301
Storeroom	F86-2	BA05	151F	5657	160D	SV115	CK4257	6G04	A80PD	5305
Classroom	F84-2	BA03	151S	5655	160R	SV148	CK4255	6G37	A70PD	5308
Double Cylinder	N/A	BA04	N/A	N/A	N/A	SV137	CK4262	N/A	A66D	5316
Single Dummy	F79-2	BA40	125	1/2 DT	N/A	SV211	CK4250	6U93	A170	355
Storage	F91	BA02	N/A	N/A	N/A	N/A	CK4282	N/A	N/A	N/A
Institution	F87	BA09	N/A	N/A	N/A	N/A	CK4232	N/A	N/A	N/A
Exit	F89	BA50	156CB	N/A	N/A	SV125	N/A	6G15-3	A25D	5328

EXIT DEVICES



Stile	Cal Royal	Finish	Arrow	Corbin Russwin	Detex	Dorma	Precision	Sargent	Von Duprin	Yale
Rim	9800 7700	US32D	S1200	ED8200	V4000	8300	5100	2828	98/99	2100
Vertical Rod	9860 7760	US32D	S1100	ED8400	N/A	8400	5200	2727	9827/9927	2110
Rim	2200 4400	Aluminum US26D	S3800/1800	ED5400 ED6000	10	9300	2100/100	8800/9898	98	7100 1500
Vertical Rod	2260	Aluminum	S3700	ED4750	20	9400	9800/200	8700	9827	7110 1510
Concealed Vertical Rod	MCVR9800 WCVR9800 MCVR7700 WCVR7700	US32D	S3600	ED5800	70	9100	2800	MD8600 WD8600	9947EO	7120
Mortise Rim	MR9800 MR7700	US32D	S3900	ED5600	30	9500	2300	8900	9975EO	7130
Narrow Stile Rim	GLS9800 GLS7700	US32D	S4803	ED4200	V40NS	AD4300	2400	AD8500	33A	7250
Narrow Stile Concealed Vertical Rod	GLSCVR9800 GLSCVR7700	US32D	S4601	ED4800	60	AD4100	2600	AD8410	3348	7220

HINGES



Type	Cal- Royal		ANSI	HAGER	STANLEY	MCKINNEY	PBB
Steel/ Stainless 2 Ball Bearings	BB55	5" X 5"					
	BB545	5" X 4 1/2"					
	BB54	5" X 4"	A8112	BB1279	FBB179	TB2714	BB81
	BB31	4 1/2" X 4 1/2"	A5112	BB1191	FBB191	TB2314	BB51
	BB454	4 1/2" X 4"	(Stainless Steel)	(Stainless Steel)	(Stainless Steel)	(Stainless Steel)	(Stainless Steel)
	BBSC56	4" X 4"					
	BBRC45	4" X 4" (1/4" rad.)					
BBSC77	3 1/2" x 3 1/2"						

Steel/ Stainless Plain Bearing	TBH30	4 1/2" x 4 1/2"					
	TBH454	4 1/2" x 4"					
	TBHSC55	4" x 4"	A8133	1279	F179	T2714	PB81
	TBHRC44	4" X 4" (1/4" rad.)	A5133	1191	F191	T2314	PB51
	TBHRC66	3 1/2" x 3 1/2"	(Stainless Steel)	(Stainless Steel)	(Stainless Steel)	(Stainless Steel)	(Stainless Steel)
	TBHSC77	3 1/2" x 3 1/2" (1/4" rad.)					

Brass, 2 Ball Bearing	SBBB31	4 1/2" X 4 1/2"	A2112	BB1191	FBB191	TB2314	BB21
Brass, Plain Bearing	SBTBH30	4 1/2" X 4 1/2"	A2133	1191	F191	T2314	PB21
Steel, Half Mortise, 2 Ball Bearings	HMBB4100	4 1/2"	A8212	BB1129	FBB167	TB2774	BB82
Steel, Half Surface, 2 Ball Bearings	HSBB4900	4 1/2"	A8412	BB173	FBB173	TB2772	BB84
Steel, Swing Clear, 2 Ball Bearings	BB600	4 1/2"	A8122	BB1260	FBB248	TB2895	SC81
Steel, Bearing Concealed	BB2200	4 1/2" X 4 1/2"	A8122	BB700	CB1900	TA714	CB81
"UL" Spring Hinge, Commercial	SH140 SH454	4 1/2" X 4 1/2" 4 1/2" X 4"	K8107-IF	1250	2060	1502	SP81
"UL" Spring Hinge, Commercial/ Residential	SH4458R SH44R SH35R SH3558R	4" X 4", (5/8" rad.) 4" x 4", (1/4" rad.) 3 1/2" x 3 1/2" (1/4" rad.) 3 1/2" x 3 1/2" (5/8" rad.)	K8107-IF	1251	2060	1502	RS81
Steel, 4 Ball Bearings, Heavy Gauge	BB5210 BB5254 BB5200 BB52454	5" X 4 1/2" 5" X 4" 4 1/2" X 4 1/2" 4 1/2" X 4"	A8111 A5111 (Stainless Steel)	BB1168 BB1199 (Stainless Steel)	FBB168 FBB199 (Stainless Steel)	T4B3786 T4B3386 (Stainless Steel)	---






CONTINUOUS HINGES

	<u>Cal Royal</u>	<u>ABH</u>	<u>MARKAR</u>	<u>MCKINNEY</u>	<u>PEMKO</u>	<u>SELECT</u>	<u>STANLEY</u>	<u>ROTON</u>	<u>ZERO</u>
	CRHD781120	A110HD	FM2000	MCK12HD	FMSLFHD	SL11HD	661HD	780-112HD	910DB
	CRHD782240	A240HD	FM2001	MCK25HD	FMHD	SL24HD	662HD	780-224HD	914DB
	CRHD781570	A570HD	N/A	MCK58HD	FSCPHD	SL57HD	664HD	780-157HD	935DB
	CRHD782100	A210HD	FM2009	MCK22HD	FSHD	SL21HD	665HD	780-210HD	930DB
	CRHD781110	A111HD	N/A	MCK-14HD	FMSLIHD	SL18HD	N/A	780-111HD	N/A
	CRHD780530	A530HD	N/A	N/A	N/A	SL53HD	N/A	780-053HD	925DB
	CRHD780570	A571HD	FS2002	N/A	N/A	SL60HD	N/A	N/A	N/A



THRESHOLDS

<u>Size</u>	<u>Cal-Royal</u>	<u>Hager</u>	<u>National</u>	<u>Pemko</u>	<u>Reese</u>	<u>Zero</u>
-------------	------------------	--------------	-----------------	--------------	--------------	-------------


Saddle Thresholds

	1/2"H X 4"W	CR2704	404S	424E	170A	S424A/D	654
	1/2"H X 5"W	CR27105	412S	325	1710A	S425A/D	655
	1/2"H X 5"W	CR2715	412S	325	171A	S425A/D	655
	1/2"H X 6"W	CR2726	405S	426E	172A	S426A/D	656
	1/2"H X 7"W	CR2767	416S	427E	176A	S427A/D	657
	1/4"H X 4"W	CR3704	403S	413	270A	S404A/D	544
	1/4"H X 5"W	CR3715	413S	513	271A	S405A/D	545
	1/4"H X 6"W	CR3726	417S	613	272A	S406A/D	546
	1/4"H X 7"W	CR3767	430S	713	276A	S407A/D	547

Carpet Special Purpose Threshold

	7/16"H X 1 3/4"W	CR3361	505S	414	236A	S565A/D	1682
	7/16"H X 4"W	CR33641	506S	404	2364A	S563A/D	1684
	<u>Overhead Rain Drip Weatherstrip</u>	CR4462	810S	16A	346C	R201A/D	142
	<u>Sill Nosing</u>	CR4243			324A		

MAGNETIC DOOR HOLDERS



Function	Cal Royal	ABH	Corbin Russwin	DORMA	LCN	RIXSON	Sargent	Yale
Recessed Wall Mounted 3 5/8" Total Projection	MDHR-1	2100 w/ 1" Extention	MA 204 MA 244	EM-F24120	SEM 7850	FM-998	1560	5933
Recessed Wall Mounted 2 5/8" Total Projection	MDHR-1	2100	MA 203 MA 243	EM-F24120	SEM 7840	FM-997	1560	5934
Surface Wall Mounted 4 5/8" Total Projection	MDHS-2	2300		EM-S24120	SEM 7830	FM-996 FM-999		5935

OVERHEAD STOPS AND HOLDERS



<u>Cal Royal</u>	<u>ABH</u>	<u>Dorma</u>	<u>Glynn Johnson</u>	<u>Rixson</u>	<u>Rockwood</u>
------------------	------------	--------------	----------------------	---------------	-----------------

Stop Only

CR552S	4421	701s	452s	10-236	14421
CR553S	4422	702s	453s	10-336	14422
CR554S	4423	703s	454s	10-436	14423
CR555S	4424	703s	455s	10-536	14424

Holder

CR552H	4411	701h	452h	10-226	14411
CR553H	4412	702h	453h	10-326	14412
CR554H	4413	703h	454h	10-426	14413
CR555H	4414	703h	455h	10-526	14414