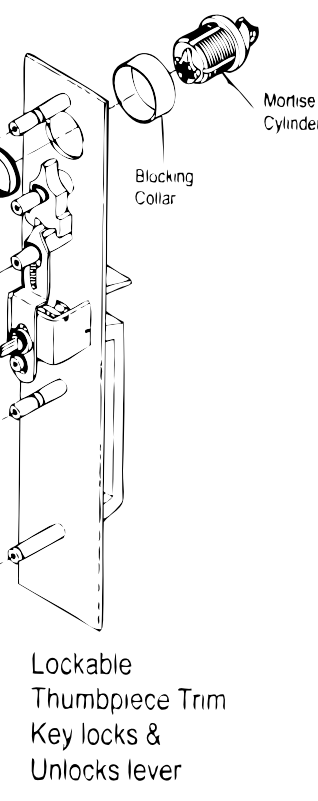
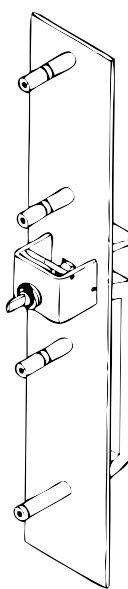
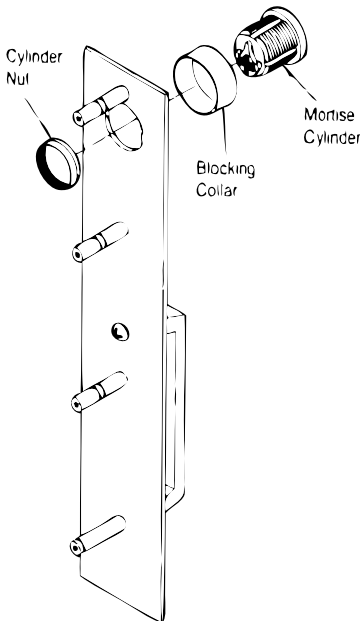
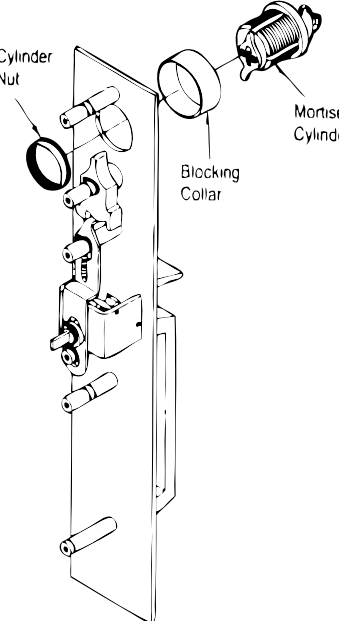




INSTRUCTIONS FOR CAL-ROYAL THUMBPIECE OUTSIDE TRIM

For 2200/2260V series Rim & Vert Rod Device

THP-00	THP-30	THP-40	THP-05
 <p>Lockable Thumbpiece Trim Key locks & Unlocks lever</p>	 <p>No Cyl, Trim Always Operable</p>	 <p>Pull When Push bar locked down. Dummy Thumbpiece Trim</p>	 <p>Key unlock Thumbpiece key remained on cyl unless locked. Cyl Thumbpiece trim</p>
<p>13 function Entrance</p>	<p>15 function Passage</p>	<p>10 function Dummy</p>	<p>04 function Storeroom</p>
<p>ATTACH THE COLLAR AND MORTISE CYLINDER TO THE TRIM PLATE WITH THE MORTISE NUT ATTACH TRIM TO DOOR THRU BOLTING (2) SCREWS TO THE CHASSIS & THE (2) CUP WASHERS AND SCREWS AT THE TOP & BOTTOM TO THE DOOR</p>	<p>ATTACH TRIM TO DOOR THRU BOLTING THE (2) SCREWS TO THE CHASSIS & (2) CUP WASHERS AND SCREWS AT THE TOP & BOTTOM TO THE DOOR</p>	<p>ATTACH TRIM TO DOOR THRU BOLTING THE (2) SCREWS TO THE CHASSIS & (2) CUP WASHERS AND SCREWS AT THE TOP & BOTTOM TO THE DOOR</p>	<p>ATTACH THE COLLAR AND MORTISE CYLINDER TO THE TRIM PLATE WITH THE MORTISE NUT ATTACH TRIM TO DOOR THRU BOLTING (2) SCREWS TO THE CHASSIS & THE (2) CUP WASHERS AND SCREWS AT THE TOP & BOTTOM TO THE DOOR</p>