
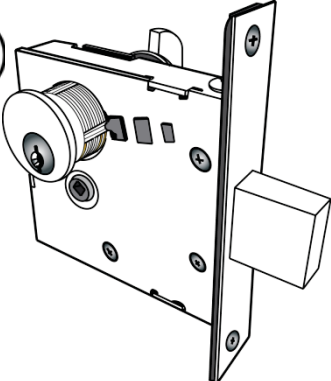



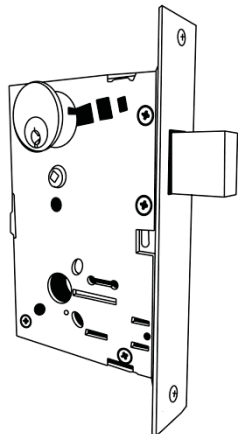


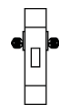

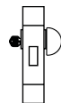

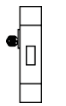
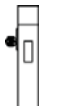


# New Products

January 2011

HEAVY DUTY • ANSI 156.5 SMALL LOCK CASE	<b>MORTISE DEADBOLTS</b>	HEAVY DUTY • ANSI 156.5 FULL MORTISE
  <p><b>Lock Case:</b> 3 <sup>15</sup>/<sub>16</sub>" x 3 <sup>9</sup>/<sub>16</sub>" x 1" ( 100 mm x 90 mm x 25 mm )</p> <p><b>Faceplate:</b> 1 <sup>1</sup>/<sub>4</sub>" x 5 <sup>19</sup>/<sub>32</sub>" x <sup>7</sup>/<sub>32</sub>" ( 32 mm x 142 mm x 5.56 mm )</p> <p><b>Strike:</b> 1 <sup>1</sup>/<sub>8</sub>" x 3 <sup>1</sup>/<sub>2</sub>" ( 29 mm x 89 mm )</p> <div style="border: 1px solid black; padding: 5px; text-align: center;"> <p>Stock finish in <b>US26D Satin Chrome</b>, other finishes available with factory leadtime</p> </div>	<ul style="list-style-type: none"> <li>• Any door in commercial or institutional buildings where the auxiliary mortise deadbolt locks are needed</li> <li>• ANSI A156.5, 1992, Grade 1. UL/cUL Listed</li> <li>• Heavy Gauge Steel Lock Case</li> <li>• Trim: Wrought Brass, Bronze or Stainless Steel</li> <li>• Backset: 2 <sup>3</sup>/<sub>4</sub>" ( 70 mm )</li> <li>• Door Range: 1 <sup>3</sup>/<sub>4</sub>" ( 44 mm )</li> <li>• Deadbolt: 1" ( 25 mm ) throw, stainless steel, can withstand cutting or sawing</li> <li>• Field Reversible</li> <li>• Cylinder: 1 <sup>1</sup>/<sub>8</sub>" mortise cylinder Schlage 6-pin "C" (standard). Otherwise specify</li> </ul> <p>•  Optional small format with Best, Falcon &amp; Arrow interchangeable core prefix "IC" before part#. (Mortise housing part# ICH96138)</p> <p>•  Optional Large format with Schlage interchangeable core "ICSC" before part#. (Mortise housing part# 7000ICMC)</p> <p><b>Price does not include core. Refer to page L36 for core prices.</b></p>	  <p><b>Lock Case:</b> 4 <sup>1</sup>/<sub>8</sub>" x 5 <sup>13</sup>/<sub>16</sub>" x <sup>7</sup>/<sub>8</sub>" ( 105.3 mm x 147.7 mm x 22 mm )</p> <p><b>Faceplate:</b> 1 <sup>1</sup>/<sub>4</sub>" x 8" x <sup>1</sup>/<sub>8</sub>" ( 32 mm x 203 mm x 3.18 mm )</p> <p><b>Strike:</b> 1 <sup>1</sup>/<sub>4</sub>" x 4 <sup>7</sup>/<sub>8</sub>" ( 31.5 mm x 124 mm )</p> <div style="border: 1px solid black; padding: 5px; text-align: center;"> <p>Stock finish in <b>US26D Satin Chrome</b>, other finishes available with factory leadtime</p> </div>

MODEL NUMBER	ANSI	LIST PRICE EACH		FUNCTIONS	MODEL NUMBER	ANSI	LIST PRICE EACH	
		US26D	OTHER FINISHES				US26D	OTHER FINISHES
 SM4608	E06071			<b>Cylinder and Thumbturn</b> Deadbolt thrown or retracted by key outside or thumbturn inside	 M8460	F17		
 SM4628	E06061			<b>Double Cylinder</b> Deadbolt operated by key on either side	 M8462	F16		
 SM4638	E06091			<b>Classroom Lock</b> Deadbolt thrown or retracted by key from outside. Inside cylinder turn retracts deadbolt but cannot project it	 M8463	F29		
 SM4648	E06081			<b>Cylinder Lock</b> Deadbolt thrown or retracted by key from one side. No trim on opposite side	 M8464	F18		



**CAL ROYAL PRODUCTS, INC.**  
Tel: 800-876-9258 / Fax: 800-222-3316