
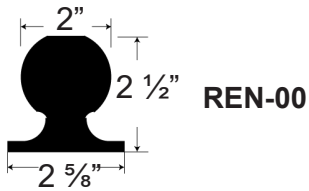
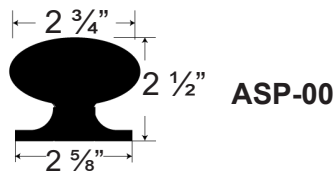


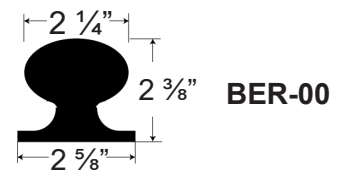
CHELSIE SERIES TUBULAR LOCKSETS



**RENO DESIGN
"REN" SERIES**



**ASPEN DESIGN
"ASP" SERIES**



**BERMUDA DESIGN
"BER" SERIES**

FEATURES & SPECIFICATIONS

- ◆ Grade 3, ANSI Standard A156.2
- ◆ Brass Trim. Levers and Handles are Brass Plated
- ◆ Kwikset Keyway. Re-keyable for Master and Construction Keying
- ◆ Optional Schlage "C" Keyway available. Prefix "C" before part #.
- ◆ Optional 3 Hour Fire Rated UL Latch on Entrance and Passage functions only (**ULENTK-4 for Entrance, ULPASK-6 for Passage**)
- ◆ For Wood and Metal Doors
- ◆ Fits 1 3/8" to 1 3/4" Thick Doors
- ◆ Reversible for Right and Left Handed Doors
- ◆ 2 3/8" or 2 3/4" Adjustable Backset, Size 1" x 2 1/4" Round Corner Standard
- ◆ Square Corner Option is also Available
- ◆ Drive-in Adjustable Backset is also Available
- ◆ Round Corner Full Lip Strike is Standard
- ◆ Other Strike Options are also Available
- ◆ Easy Installation
- ◆ When ordering prefix Series Design to function number: (ex: **REN-00 Entry**).

FUNCTIONS

- 00 - Entry
- 20 - Privacy (Bed & Bath)
- 30 - Passage (Hall & Closet)
- 40 - Dummy (Active Dummy, not rigid)
- 05 - Storeroom (Vestibule)

*Excel Lifetime Anti-Tarnish
Finish AVAILABLE*

**5 Year
Finish &
25 Year
Mechanical
Warranty**

FINISHES

- ◆ US3 - Polished Brass
- ◆ US5 - Antique Brass
- ◆ US15 - Satin Nickel
- ◆ US15A - Antique Nickel
- ◆ US10B - Oil Rubbed Bronze
- ◆ US26D - Satin Chrome
- ◆ US26 - Polished Chrome
- ◆ Other finishes available upon request based on quantity with factory lead time.
- ◆ **Refer to pricelist for stock functions and finishes**
- ◆ For **EXCEL LIFETIME FINISH** on polished brass, prefix "**LIF**" before part #, with factory lead time