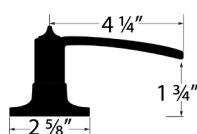


CHELSIE SERIES LEVERSETS



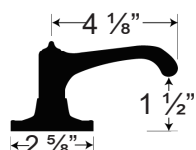
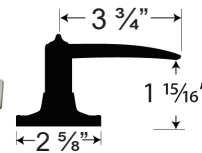
KOBE "KOB" SERIES (NON-HANDED)



****LENOX "LEN" SERIES (NON-HANDED)**




****Push Button feature available Entrance & Privacy functions. Prefix "P" before item #.**
(ex. PLEN-20)



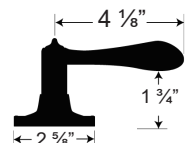
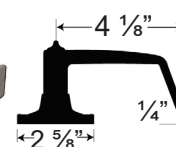
AUSTIN "AUS" SERIES (NON-HANDED)



****BRISTOL "BRI" SERIES (NON-HANDED)**



****Push Button feature available Entrance & Privacy functions. Prefix "P" before item #.**
(ex. PBRI-20)



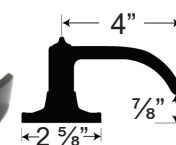
MAYFAIR "MAY" SERIES (HANDED)



****SOPHIA "SOP" SERIES (NON-HANDED)**



****Push Button feature available Entrance in Privacy functions. Prefix "P" before item #.**
(ex. PSOP-20)



Push Button Feature also available in **KOB-00, KOB-20, AUS-00, AUS-20, MAY-00 & MAY-20** Entrance & Privacy functions, as special factory order. Consult factory.

FEATURES & SPECIFICATIONS

- ◆ Meets ADA requirements. Specially designed for barrier free applications
- ◆ Grade 3, ANSI Standard A156.2
- ◆ Brass trim. Levers are brass plated
- ◆ Kwikset Keyway. Re-keyable for master and construction keying
- ◆ Optional Schlage "C" Keyway available. Prefix "C" before part #.
- ◆ for Wood and Metal Doors, Fits 1 3/8" to 1 3/4" thick doors
- ◆ Optional 3 Hour Fire Rated UL Latch on Entrance and Passage functions only (**ULENTL-5 for Entrance, and ULPASL-7 for Passage**)
- ◆ 2 3/8" or 2 3/4" adjustable backset, Size 1" x 2 1/4" round corner standard
- ◆ Square corner option and Drive-in Adjustable Backset is also available
- ◆ Round corner Full Lip Strike is standard.
- ◆ Other strike options are also available
- ◆ Keyed entry comes with Lever / Lever for exterior and interior
- ◆ 1" bore diameter for latch, 2 1/8" diameter for lock housing
- ◆ When ordering, prefix Series Design to function number:
(ex: LEN-00 Entry)
- ◆ Standard products on entrance & privacy functions are available with Turn Button. (**NON-ADA**)
- ◆ ****Push Button Feature** available in **BRI-00, BRI-20, LEN-00, LEN-20, SOP-00 & SOP-20** entrance & privacy functions only. Prefix "P" before Part # when ordering.

FUNCTIONS

- ◆ 00 - Entry
- ◆ 20 - Privacy (Bed & Bath)
- ◆ 30 - Passage (Hall & Closet)
- ◆ 40 - Dummy (Active Dummy, not rigid)
- ◆ 05 - Storeroom (Vestibule)

FINISHES

- ◆ US3 - Polished Brass
- ◆ US10B - Oil Rubbed Bronze
- ◆ US5 - Antique Brass
- ◆ US26D - Satin Chrome
- ◆ US15 - Satin Nickel
- ◆ US26 - Polished Chrome
- ◆ US15A - Antique Nickel
- ◆ US1 - Flat Black
- ◆ Other finishes available upon request based on quantity with factory lead time.
- ◆ **Refer to pricelist for stock finishes**
- ◆ For **EXCEL LIFETIME FINISH** on polished brass, prefix "LIF" before part #, with factory lead time

**5 Year
Finish &
25 Year
Mechanical
Warranty**

*Excel Lifetime Anti-Tarnish
Finish AVAILABLE*