

T300 Series

COMMERCIAL / RESIDENTIAL

HEAVY DUTY DEADBOLTS

ANSI STANDARD A156.36, GRADE 2



LIFETIME WARRANTY

MEETS
The Buy American Act



- Optional Interchangeable Core for **Best, Falcon and Arrow**
- Optional Interchangeable Core for **Schlage Full Size Large Format**
- Optional Conversion Kit for up to 2 1/4" Thick Doors

UL360 / CL600	UL362	UL700	ULID363	ULID365

FUNCTION	ANSI	ITEM #	FINISH	PCS / MC
Heavy Duty Single Cylinder Deadbolt, UL Listed	E0152	UL360	US26D, 32D, 3, 10B, 1, 4, 15, 26, 10, 5	20
Heavy Duty Single Cylinder Deadbolt, UL Listed	E0152	● ICULT360		
		● SCICULT360 NEW ITEM		
Heavy Duty Double Cylinder Deadbolt, UL Listed	E0142	UL362		
Heavy Duty Double Cylinder Deadbolt, UL Listed	E0142	● ICULT362		
Classroom Deadbolt Lock , UL Listed. Deadbolt thrown or retracted by key outside. Inside turn unit will retract bolt only. Bolt automatically deadlocks when fully thrown. Fixed 2 3/4" backset latchbolt. 2 3/8" Backset available upon request. Part # ULJHILADJ	E0172	CL600		
		● ICCL600		
UL Listed One Sided Latch Bolt retracted by thumb turn, no outside trim . Visible from one side of door only.	----	ULID363		
UL Listed One Sided Latch Bolt retracted by thumb turn unit. Blank plate on external trim to be used on bore holes. 1 5/8" and 2 1/8" diameter.	----	ULID365		
UL Listed One-Way Deadbolt Lock Deadbolt thrown or retracted by key outside. Blank plate on internal trim to be used on bore holes 1 5/8" and 2 1/8" diameter. Bolt automatically deadlocks when fully thrown. (Exposed Screws)	E1161	UL700		
		● ICULT700		

- (IC) Indicates deadbolt available with Interchangeable Core. Cores are compatible 6 or 7 pin with **Best, Falcon and Arrow**.
 - (SCIC) Indicates deadbolt available with **Schlage Full Size Large Format** Interchangeable Core.
- For IC Core see pages L121 – L122. For Keying charges see page L131.

► **PACKAGING INCLUDES**

- Standard "C" 6-pin cylinder
- Standard : Adjustable UL Listed 3 Hour Fire Rating 2 3/8" or 2 3/4" latchbolt.
- Latch: Backset latch size 1" x 2 1/4" faceplate, packed with latch front adapter to convert 1" face plate for 1 1/8" wide door preparations
- Strike: 1 1/8" x 2 3/4", packed with 3" screws with wood frame reinforcer.

► **KEYWAYS**





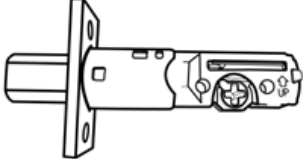
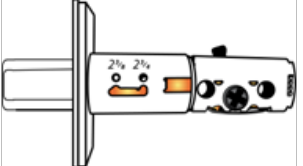
6-pin solid brass "C" keyway standard. Optional: Schlage E, Schlage C-K, Russwin D1-2-3-4, Arrow A, Corbin 59 / 60, Corbin-Russwin L4, Sargent LA-LB-LC, Falcon / Weiser E, Yale 8, Yale GA and Kwikset. Can also accept Medeco, Assa, Kaba and **Cal-Royal HSK** High Security Cylinders. See **page L131** for keying charges and Cylinder PART #.

► **IC CORES, KEYING CHARGES**

For IC Core see pages L121 – L122. For Keying charges see page L131.

► **ADDITIONAL PARTS & CHARGES FOR T300 SERIES**

Backsets: 2 3/8"

ILLUSTRATION	ITEM #	DESCRIPTION	FINISH
	T2STRK	Deadbolt strike 1 1/8" x 2 3/4"	US10B, 15, 26D, 3
	SS114358	Deadbolt Security Strike 1 1/4" x 3 5/8", 1/4" Rad.	US10B, 15, 26D, 3, 5
	CONVT360	Conversion Kit for 2 1/4" thick doors with tail piece and screws for ULT360 Single Cylinder Deadbolt	US10B, 26D, 3
	CONVT362	Conversion Kit for 2 1/4" thick doors with tail piece and screws for ULT362 Double Cylinder Deadbolt	
	ULT360ADJ	2 3/8" - 2 3/4" Adjustable Latch bolt for ULT360 and ULT362	US10B, 26D, 3
	ULJHILADJ	Adjustable Deadbolt Latch 2 3/8" or 2 3/4" for CL600 Classroom Deadbolt	US10B, 15, 26D, 3