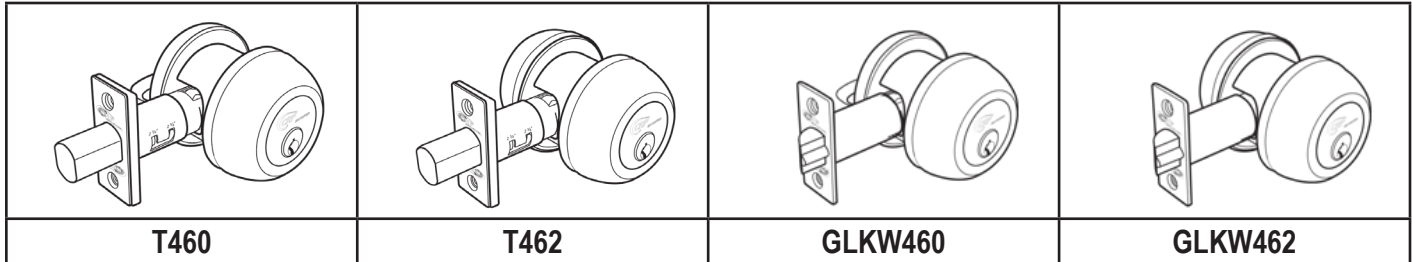


T400 Series

COMMERCIAL / RESIDENTIAL HEAVY DUTY DEADBOLTS
ANSI STANDARD A156.36, GRADE 2

**LIFETIME
WARRANTY**

OPTIONAL 6-PIN "C" OR 5-PIN KWIKSET KW1 KEYWAY



DESCRIPTION	ANSI	ITEM #	FINISH	PCS / MC
Single Cylinder Deadbolt, 6-pin "C" Keyway	E0152	T460	US26D, 15, 3 10B, VB (Venetian Bronze), US5	20
Double Cylinder Deadbolt, 6-pin "C" Keyway	E0142	T462		
Single Cylinder Deadbolt, 5-pin Kwikset KW1 Keyway	E0152	KWT460		
Double Cylinder Deadbolt, 5-pin Kwikset KW1 Keyway	E0142	KWT462		

Single Cylinder Deadbolt, 6-pin "C" Keyway	E0152	GL460 2 3/8" Backset	US26D, 15, 3 10B, VB (Venetian Bronze), US5	20
Single Cylinder Gate Latch, 6-pin "C" Keyway	E0152	GL460 / 234 2 3/4" Backset		
Double Cylinder Gate Latch, 6-pin "C" Keyway	E0142	GL462 2 3/8" Backset		
Double Cylinder Gate Latch, 6-pin "C" Keyway	E0142	GL462 / 234 2 3/4" Backset		
Single Cylinder Gate Latch, 5-pin Kwikset KW1 Keyway	E0152	GLKW460 2 3/8" Backset		
Single Cylinder Gate Latch, 5-pin Kwikset KW1 Keyway	E0152	GLKW460 / 234 2 3/4" Backset		
Double Cylinder Gate Latch, 5-pin Kwikset KW1 Keyway	E0142	GLKW462 2 3/8" Backset		
Double Cylinder Gate Latch, 5-pin Kwikset KW1 Keyway	E0142	GLKW462 / 234 2 3/4" Backset		

► **PACKAGING INCLUDES**

- Optional Standard "C" 6-pin cylinder or 5-pin Kwikset KW1
- Adjustable 2 3/4" and 2 3/8" backset.
- Latch: Standard 2 1/4" x 1" packed with plastic filler to convert face plate to 1 1/8" wide door preparations
- Strike: 1 1/8" x 2 3/4", packed with 1 1/2" screws with wood frame reinforcer.


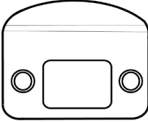



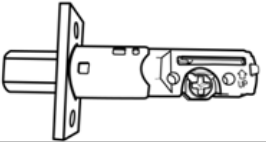
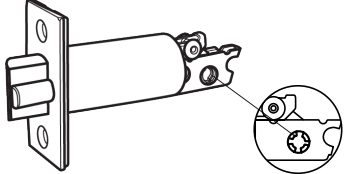
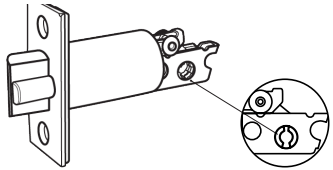
► **KEYWAYS**

Optional 6-pin solid brass "C" or 5 pin Kwikset KW1 keyway standard. Optional: Schlage E, Schlage C-K, Arrow A, Russwin D1-2-3-4, Corbin 59 / 60, Corbin-Russwin L4, Corbin-Russwin L4, Sargent LA-LB-LC, Falcon / Weiser E, Yale 8 and Yale GA. Can also accept Medeco, Assa, Kaba and **Cal-Royal HSK** High Security Cylinders. See **page L131** for keying charges and Cylinder PART #.

► **KEYING CHARGES**

Refer to page L131.

► **ADDITIONAL PARTS & CHARGES FOR T400 SERIES**

ILLUSTRATION	ITEM #	DESCRIPTION	FINISH
	T2STRK	Deadbolt strike 1 1/8" X 2 3/4"	US10B, 15, 26D, 3
	DBFLS	Deadbolt Full Lip Strike, Round Corner	US10B, 15, 26D, 3, 5
	SS114358	Deadbolt Security Strike 1 1/4" x 3 5/8", 1/4" Rad.	
	DBS1214RC	Deadbolt Strike Round Corner 1" x 2 1/4", 1/4" Rad.	
	DBS1214SC	Deadbolt Strike Square Corner 1" x 2 1/4"	
	T460ADJ	Adjustable 2 3/4" and 2 3/8" Latch Bolt	
	GL238	2 3/8" backset gate latch and for double cylinder deadbolt	US10B, 26D, 3
	GL234	2 3/4" backset gate latch and for double cylinder deadbolt	
	SINGL238	2 3/8" backset gate latch and for single cylinder deadbolt	
	SINGL234	2 3/4" backset gate latch and for single cylinder deadbolt	