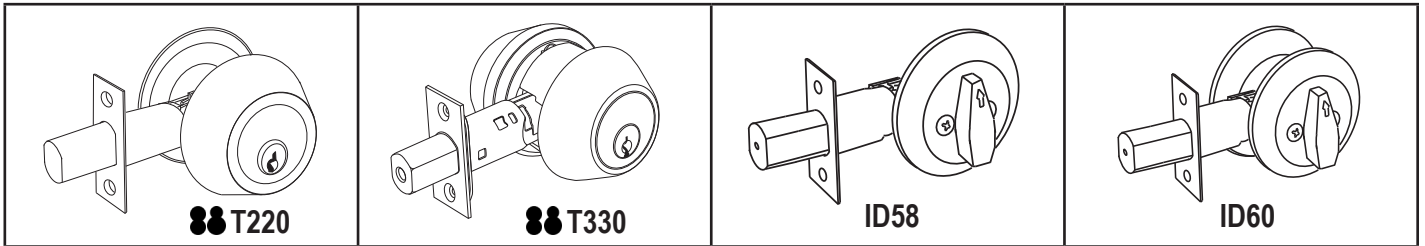


## STANDARD DUTY DEADBOLTS *Series*

ANSI STANDARD- A156.36, GRADE 3  
COMMERCIAL / RESIDENTIAL DEADBOLTS / DEAD LATCHES

- Optional Interchangeable Core for **Best, Falcon and Arrow**
- Optional Interchangeable Core for **Schlage Full Size** Format

**MEETS**  
*The Buy American Act*



DESCRIPTION	ANSI	ITEM #	FINISH	PCS / MC
Standard Duty Single Cylinder Deadbolt	E0153	T220	US3, 26D, 10B, 10, 15, 26, 32D, 5, 4, 1	20
		● ICT220		
Standard Duty Double Cylinder Deadbolt	E0143	T330		
		● ICT330		

● (IC) Indicates functions available with Interchangeable Core. Cores are compatible 6 or 7 pin with **Best, Falcon and Arrow**. For IC Core see page L121. For Keying charges see page L131.

Standard Duty Single Cylinder Deadbolt With <b>Schlage Big Format IC</b>	E0153	● SCICT220	US3, 26D, 10B, 10, 15, 26, 32D, 5, 4	20
Standard Duty Double Cylinder Deadbolt With <b>Schlage Big Format IC</b>	E0143	● SCICT330		

● (SCIC) Indicates function available with **Schlage Full Size Format Interchangeable Core**. For IC Core see page L122. For Keying charges see page L131.

Deadbolt thrown or retracted by turn unit only no outside trim. Bore halfway through door for installation visible from one side of door only	----	ID58	US3, 26D, 10B, 10, 15, 26, 32D, 5, 4	50
Deadbolt thrown or retracted by turn unit only. Blank plate is on external trim to be used on bore holes 1 5/8" and 2 1/8" wide	----	ID60		

► **PACKAGING INCLUDES**

- Standard "C" 6-pin cylinder.
- Adjustable 2 3/4" and 2 3/8" backset.
- Latch bolt size: 1" x 2 1/4".
- Latch front adapter is supplied in packaging to convert 1" faceplate for 1 1/8" wide door preparations.

► **KEYWAYS**

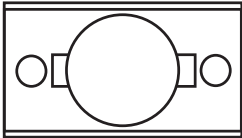
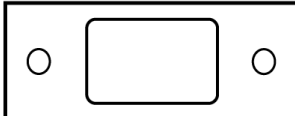


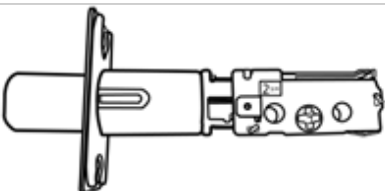
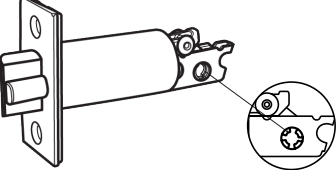
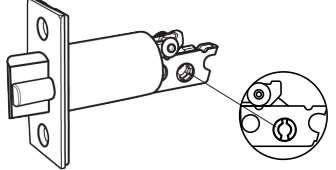
6-pin solid brass "C" keyway standard. Optional: Schlage E, Schlage C-K, Russwin D1-2-3-4, Corbin 59 / 60, Corbin-Russwin L4, Sargent LA-LB-LC, Falcon / Weiser E, Arrow A, Yale 8, Yale GA and Kwikset. Can also accept Medeco, Assa and Kaba High Security Cylinders. See page L131 for keying charges and Cylinder PART #.

8 ► **IC CORES, KEYING CHARGES**

For IC Core see pages L121 – L122. For Keying charges see page L131.

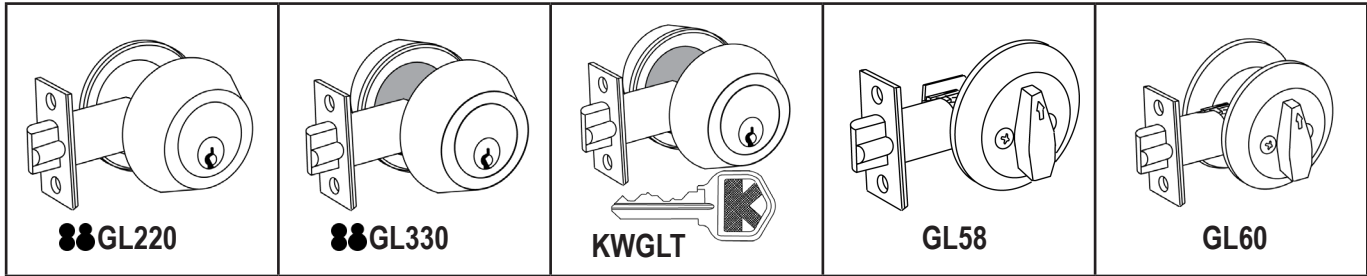
► **ADDITIONAL PARTS & CHARGES FOR STANDARD DUTY DEADBOLTS SERIES**

Backsets: 2 3/8"

ILLUSTRATION	ITEM #	DESCRIPTION	FINISH
	LFA18	Latch front adapter to convert 1" Plate to 1 1/8" wide door preparations	CLEAR
	T2STRK	Deadbolt strike 1 1/8" x 2 3/4"	US10B, 15, 26D, 3
	SS114358	Deadbolt Security Strike 1 1/4" x 3 5/8", 1/4" Rad.	US10B, 15, 26D, 3, 5
	T22DRI-6	2 3/8" Drive-in Latch bolt for T220 / T330 Deadbolt	ZINC
	T22DRI-3	2 3/4" Drive-in Latch bolt for T220 / T330 Deadbolt	
	T220ADJ	2 3/8" - 2 3/4" Adjustable Latch bolt for T220 / T330 Deadbolt	US10B, 26D, 3
	GL238	2 3/8" backset gate latch and for double cylinder deadbolt	
	GL234	2 3/4" backset gate latch and for double cylinder deadbolt	
	SINGL238	2 3/8" backset gate latch and for single cylinder deadbolt	
	SINGL234	2 3/4" backset gate latch and for single cylinder deadbolt	

## GATE LATCH DEAD LATCHES Series

**Optional Interchangeable Core for Best, Falcon and Arrow**

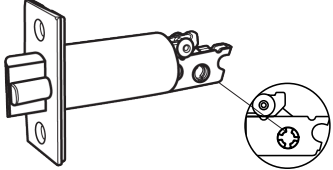
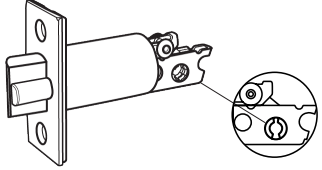
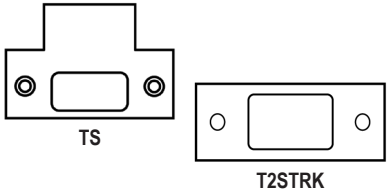


DESCRIPTION	ANSI	ITEM #	FINISH	PCS / MC
Single Cylinder Gate Latch, "C" Keyway (2 3/8" backset)	E0153	GL220 ● ICGL220	US3, 26D, 10B, 5, 10, 15, 26, 4	20
Single Cylinder Gate Latch, "C" Keyway (2 3/4" backset)	E0153	GL220234 ● ICGL220234		
Single Cylinder Gate Latch, Kwikset Keyway (2 3/8" backset)	E0153	KWGLT220		
Single Cylinder Gate Latch, Kwikset Keyway (2 3/4" backset)	E0153	KWGLT220234		
Double Cylinder Gate Latch, "C" Keyway (2 3/8" backset)	E0143	GL330 ● ICGL330		
Double Cylinder Gate Latch, "C" Keyway (2 3/4" backset)	E0143	GL330234 ● ICGL330234		
Double Cylinder Gate Latch, Kwikset Keyway (2 3/8" backset)	E0143	KWGLT330		
Double Cylinder Gate Latch, Kwikset Keyway (2 3/4" backset)	E0143	KWGLT330234		

US3, 26D	ITEM #	FINISH	PCS / MC
Gate latch retracted by turn unit only no outside trim. Bore halfway through door for installation visible from one side of door only.	GL58 (2 3/8" backset)	US3, 26D, 10B, 10, 15, 26, 4, 5	50
Gate latch retracted by turn unit only. Blank plate is on external trim to be used on bore holes 1 5/8" x and 2 1/8" wide.	GL60 (2 3/8" backset)		
Gate latch retracted by turn unit only no outside trim. Bore halfway through door for installation visible from one side of door only.	GL58234 (2 3/4" backset)		
Gate latch retracted by turn unit only. Blank plate is on external trim to be used on bore holes 1 5/8" x and 2 1/8" wide.	GL60234 (2 3/4" backset)		

● (IC) Indicates functions available with Interchangeable Core. Cores are compatible 6 or 7 pin with Best, Falcon and Arrow. For IC Core see page L121. For Keying charges see page L131.

► **ADDITIONAL PARTS & CHARGES FOR GATE LATCH DEAD LATCHES SERIES**

ILLUSTRATION	ITEM #	DESCRIPTION	FINISH	
	GL238	2 3/8" backset gate latch and for double cylinder deadbolt	US3, 10B, 26D	
	GL234	2 3/4" backset gate latch and for double cylinder deadbolt		
	SINGL238	2 3/8" backset gate latch and for single cylinder deadbolt		
	SINGL234	2 3/4" backset gate latch and for single cylinder deadbolt		
	TS	T-Strike		US3, 26D, 10B, 26, 4, 10, 15
	T2STRK	Deadbolt Strike 1 1/8" X 2 3/4"		US3, 10B, 26D, 15

► **PACKAGING INCLUDES**

- Standard "C" 6-pin cylinder or Kwikset KW
- Standard 2 3/8" backset or 2 3/4". Specify backset.
- Latch bolt size: 1 1/8" x 2 1/4"
- Strike size: 1 1/8" x 2 3/4"

► **KEYWAYS**

6-pin solid brass "C" keyway standard.

► **IC CORES, KEYING CHARGES**

For IC Core see pages L121 – L122.  
 For Keying charges see page L131.