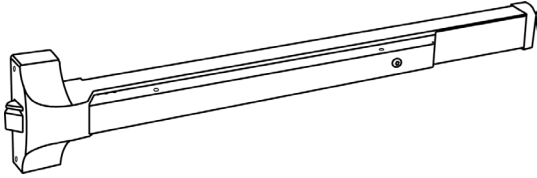


5000 (Non-Fire Rated)
F5000 (Fire Rated)



Push Bar Exit Device / ANSI A156.3 Grade 2, 3-Hour Rated, UL-Listed

ILLUSTRATION	ITEM #	DESCRIPTION	FINISH
 <p>NON-HANDED on Rim Exit Devices</p>	PANIC EXIT HARDWARE		
	5000EO36	Rim exit, 36" wide	ALUM, US32D
	5500EO48	Rim exit, 48" wide	
	FIRE EXIT HARDWARE RATED 3 HOURS		
	F5000EO36	Rim exit, 36" wide Includes thru-bolts	
	F5500EO48	Rim exit, 48" wide Includes thru-bolts	

❖ ❖ ❖ **MUST ORDER TRIM SEPARATELY** ❖ ❖ ❖

PACKAGING INCLUDES

- 4 pcs per master carton
- Strike filler, lock front filler.
Packed with Rim device at no extra charge.
- (6 pcs) Thru-Bolts for Fire-Rated Devices only.

PAINTED FINISHES

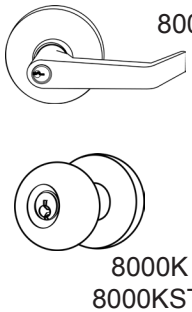
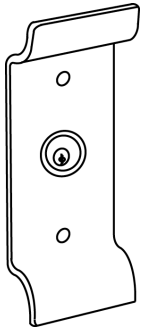
- Aluminum (Alum)
- US32D (Stainless Steel)

ANTI-MICROBIAL

- Available on US32D finish Only.
- Use part # **ANTB-EXIT**.

► TRIMS & ACCESSORIES

All trims include 6-pin "C" keyway cylinder. Other major manufacturers' keyways available. (See below)

ILLUSTRATION	ITEM #	DESCRIPTION	FINISH	ALUM	OTHER	PCS/MC	UNIT	
 <p>8000L 8000K / 8000KSTR</p>	8000L	Lever key-lock, "C" keyway	US3, 10B, 26D	---	---	20	Ea.	
	CLU5000L	Lever key-lock, "C" keyway, with clutch						
	8000S	Storeroom lever key-lock, "C" keyway	US26D , 3					
	8000PAS	Passage leverset						
	8000DUM	Dummy leverset						
	8000K	Ball knob key-lock, "C" keyway	US3, 10B, 26D					
	8000KSTR	Storeroom ball knob key-lock, "C" keyway	---					US32D
 <p>5000NL</p>	5000NL	Pull & rim cylinder, "C" keyway	---	ALUM	---			
	5000DTP	Pull only						
	5000EOP	Cover plate						
	5000DOG	Dogging Key / Allen Wrench		NYLON BLACK COATED	---		1	
	254	Overlapping strike						
	938	Surface applied strike, rim						
	LFF	Lock front filler zinc plated (Raw finish)						
	SF	Strike filler zinc plated (Raw finish)						
	501	1/8" Shim Kit for Rim Exit Device						
CUT CHARGE		Labor for cutting exit devices to size (applicable to all Series)						
ANTB-TRIM		Anti-Microbial Coating on Exit Device Trims in US26D only						
◆ OTHER KEYWAYS								
Available for: 8000L, 8000S, 8000K, 8000KSTR & CLU5000L		6 pin solid brass "C" keyway standard. Optional: Schlage E, Schlage C-K, Russwin D1-2-3-4, Corbin 59 / 60, Arrow A, Sargent LA-LB-LC, Corbin-Russwin L4, Falcon / Weiser E, Corbin-Russwin L4, Yale 8, Yale GA and Kwikset. Can also accept Medeco, Assa and Kaba High Security Cylinders						

◆ OTHER KEYWAYS	
Available for: ENT00L, STR05L	Schlage C-K, Russwin D1, D2, D3, Corbin 60, Sargent LA-LB-LC, Falcon / Weiser E, Corbin-Russwin L4, Arrow A, Yale 8, Yale GA, Kwikset

► TRIMS & ACCESSORIES

All trims include 6-pin "C" keyway cylinder. Other major manufacturers' keyways available. (See page E50)

ILLUSTRATION	ITEM #	DESCRIPTION	FINISH	
ROSE TRIMS (Non-Handed)			US1, 3, 4, 10, 10B, 10BE, 26D OTHER	
	ENT00L	Clutch Entrance, key-locks / unlocks lever trim - operates as classroom function ANSI FUNCTION (08) ENT00L US32D in stock ICENT00L US32D in stock	US1, 3, 4, 10, 10B, 10BE, 26D	
	●●● ICENT00L (Best, Falcon SFIC)			
	●●● ICSCENT00L4 (Schlage LFIC)			
	●●● SARICENT00L (Sargent)			
	●●● RUSICENT00L (Corbin/Ruswin)			
	●●● YALICENT00L (Yale)			
	STR05L	Clutch Storeroom, key operates lever ANSI FUNCTION (09) STR05L US32D in stock ICSTR05L US32D in stock	US1, 3, 4, 10, 10B, 10BE, 26D	
	●●● ICSTR05L (Best, Falcon SFIC)			
	●●● SARICSTR05L (Sargent)			
	●●● RUSICSTR05L (Corbin/Ruswin)			
PAS30L	Passage, lever always operable ANSI FUNCTION (14) PAS30L US32D in stock	US26		
DUM40L	Dummy, lever trim. ANSI FUNCTION (02) DUM40L US32D in stock			
	TUBENT00L	Clutch Entrance, key operates lever ANSI FUNCTION (09)	US26D	
	● ICENT00L (Best, Falcon SFIC)			
	TUBSTR05L			Clutch Storeroom, key operates lever ANSI FUNCTION (09)
	TUBPAS30L			Passage, lever always operable ANSI FUNCTION (14)
TUBDUM40L	Dummy, lever trim. ANSI FUNCTION (02)			

	ATENT00L	Clutch Entrance, key-locks / unlocks lever trim - operates as classroom function ANSI FUNCTION (08)	US26D
	●●● ICATENT00L (Best, Falcon SFIC)		
	●●● ICSCATENT00L4 (Schlage LFIC)		
	●●● SARICATENT00L (Sargent)		
	●●● RUSICATENT00L (Corbin/Ruswin)		
	ATSTR05L	Clutch Storeroom, key operates lever ANSI FUNCTION (09)	US26D
	●●● ICATSTR05L (Best, Falcon SFIC)		
	●●● ICSCATSTR05L4 (Schlage LFIC)		
	●●● SARICATSTR05L (Sargent)		
	●●● RUSICATSTR05L (Corbin/Ruswin)		
ATPAS30L	Passage, lever always operable ANSI FUNCTION (14)		
ATDUM40L	Dummy, lever trim. ANSI FUNCTION (02)		

AUGENT00L

DANENT00L

LONENT00L

TACENT00L

for AUG, DAN, LON, TAC
lever designs

For Other Designs: Replace "AT" with design name: "SPA", "AUG", "DAN", "LON" or "TAC" when ordering.
For Example: ATENT00L with "TAC" design, will be "TACENT00L"

*Note: Yale LFIC (YALIC) is only for "AT" and "SPA" lever designs.

For 2 1/4" thick door order part # TAIL1

FOR MULLIONS AND ACCESSORIES, PLEASE REFER TO PAGE E52.

- (IC) Indicates function available with Best, Falcon & Arrow Interchangeable Core.
- (ICSC) Indicates function available with Schlage Full Size Format Interchangeable Core.
- (SARIC) Sargent, (RUSIC) Corbin / Ruswin, and (YALIC) Yale Full Size Format also available.

CONSULT FACTORY OR WEBSITE FOR TEMPLATES ON ALL EXIT DEVICES AND TRIMS