

Special SALE



SAVE 30% OFF!

8600 SERIES

Automatic "Low Energy" Swing Door Operator,
Parts and Accessories

Net Price Only!

FOR A LIMITED TIME!



**NOW UL10C LISTED FOR
POSITIVE PRESSURE FIRE TEST**



**2-YEAR
WARRANTY**

PROMO RUNS

JULY 22, 2021 TO AUGUST 31, 2021

USE
PROMO CODE
298

CAL-ROYAL

PRODUCTS, INC. U.S.A.

6605 Flotilla St. City of Commerce CA. 90040 USA

EMAIL orders to orders@cal-royal.com

or FAX us Toll Free at **1-800-222-3316** or **323-888-6699**

Visit www.cal-royal.com to know more about our products.







8600 Series Automatic Swing Door Operator

TYPE	MOUNT	HANDING	DESCRIPTION	ITEM # / SIZE	UNIT		
Single Operator	Push	LHR	39" casing length, 0 - 14" arm reveal	8601-39	Each		
			45" casing length, 0 - 14" arm reveal	8601-45			
			51" casing length, 0 - 14" arm reveal	8601-51			
		RHR	39" casing length, 0 - 14" arm reveal	8602-39			
			45" casing length, 0 - 14" arm reveal	8602-45			
			51" casing length, 0 - 14" arm reveal	8602-51			
	Pull	LH	39" casing length, 0 - 4" arm reveal	8603-39			
			45" casing length, 0 - 4" arm reveal	8603-45			
			51" casing length, 0 - 4" arm reveal	8603-51			
		RH	39" casing length, 0 - 4" arm reveal	8604-39			
			45" casing length, 0 - 4" arm reveal	8604-45			
			51" casing length, 0 - 4" arm reveal	8604-51			
		LH	39" casing length, 0 - 6" arm reveal	8605-39			
			45" casing length, 0 - 6" arm reveal	8605-45			
			51" casing length, 0 - 6" arm reveal	8605-51			
			RH	39" casing length, 0 - 6" arm reveal		8606-39	
				45" casing length, 0 - 6" arm reveal		8606-45	
				51" casing length, 0 - 6" arm reveal		8606-51	
Independent or Simultaneous Pair	Push	LHR / RHR	75" casing length, 0 - 14" arm reveal	8607-75			
			87" casing length, 0 - 14" arm reveal	8607-87			
			99" casing length, 0 - 14" arm reveal	8607-99			
	Pull	LH / RH	75" casing length, 0 - 4" arm reveal	8608-75			
			87" casing length, 0 - 4" arm reveal	8608-87			
			99" casing length, 0 - 4" arm reveal	8608-99			
		LH / RH	75" casing length, 0 - 6" arm reveal	8609-75			
			87" casing length, 0 - 6" arm reveal	8609-87			
			99" casing length, 0 - 6" arm reveal	8609-99			
			Double Egress Independent or Simultaneous Pair	Push / Pull	LH / RHR	75" casing length, 0 - 4" and 0 - 14" arm reveal	8610-75
						87" casing length, 0 - 4" and 0 - 14" arm reveal	8610-87
						99" casing length, 0 - 4" and 0 - 14" arm reveal	8610-99
LHR / RH	75" casing length, 0 - 14" and 0 - 4" arm reveal	8611-75					
	87" casing length, 0 - 14" and 0 - 4" arm reveal	8611-87					
	99" casing length, 0 - 14" and 0 - 4" arm reveal	8611-99					
LH / RHR	75" casing length, 0 - 6" and 0 - 14" arm reveal	8612-75					
	87" casing length, 0 - 6" and 0 - 14" arm reveal	8612-87					
	99" casing length, 0 - 6" and 0 - 14" arm reveal	8612-99					
LHR / RH	75" casing length, 0 - 14" and 0 - 6" arm reveal	8613-75					
	87" casing length, 0 - 14" and 0 - 6" arm reveal	8613-87					
	99" casing length, 0 - 14" and 0 - 6" arm reveal	8613-99					

8600 SERIES *Parts and Accessories*

ILLUSTRATION	ITEM #	DESCRIPTION	UNIT
	8622-ARM	Standard Push Arm, Non-Handed, For 0" to 14" reveal	Each
	8623-EXT	Optional Push Arm Extension, Center arm only. Non-Handed, For 14" to 20" reveal	
	8624-RH	Angle Pull Arm, Right Handed, 0" to 4" reveal	
	8625-LH	Angle Pull Arm, Left Handed, 0" to 4" reveal	
	8626-ARM	Optional Straight Pull Arm, Non-Handed, for 0" to 6" reveals	
	8636-SW	4.5" Square Stainless Steel Push Plate with blue handicap logo <ul style="list-style-type: none"> Includes surface mounting box (hard wired connection) 	1 set
	8650-KIT	Basic 4.5" Square Push Plate package, <ul style="list-style-type: none"> Includes (2) 8636-SW (hard wired connection) 	
	8651-KIT	Basic 4.5" Square Push Plate package, <ul style="list-style-type: none"> Includes (2) 8636-SW 1 set of MTR-01 (wireless connection) 	
	8637-SW	6" Round Stainless Steel Push Plate with blue handicap logo <ul style="list-style-type: none"> Includes surface mounting box (hard wired connection) 	

8600 SERIES *Parts and Accessories*

ILLUSTRATION	ITEM #	DESCRIPTION	UNIT
	8652-KIT	Basic 6" Round Push Plate package, <ul style="list-style-type: none"> Includes (2) 8637-SW (hard wired connection) 	Each
	8653-KIT	Basic 6" Round Push Plate package, <ul style="list-style-type: none"> Includes (2) 8637-SW 1 set of MTR-01 (wireless connection) 	
	MTR-01	Basic Radio Kit includes, <ul style="list-style-type: none"> 2 transmitters @ 433 MHz 1 receiver @ 433 MHz 	
	SCAN-8660	Infrared Safety Sensor <ul style="list-style-type: none"> Door mounted Length: 34.5" 	1 set
	ACT-36	36" Vertical Actuator Bar with logo and text (hard wired connection)	
	ACT-900	36" Vertical Actuator Bar with logo and text (900 MHz wireless connection)	
	CTB-01	Touchless Wave to Open Switch with Text, Logo and Hand <ul style="list-style-type: none"> Active infrared sensing technology, 1"- 5" range Fits into a single gang electrical box 2" x 4" Stainless Steel plate Power: 12V - 24V DC Hard wired connection 	

8600 SERIES *Parts and Accessories*

ILLUSTRATION	ITEM #	DESCRIPTION	UNIT
	<p>CTB-02</p>	<p>Touchless Wave to Open Switch with Text, Logo and Hand</p> <ul style="list-style-type: none"> • Active infrared sensing technology, 1"- 5" range • Includes surface mount plastic box • 4.5" X 4.5" Stainless Steel plate • Power: 12V - 24V DC (hard wired connection) 	
	<p>CTB-03</p>	<p>Touchless Wave to Open Switch with Text and Hand</p> <ul style="list-style-type: none"> • Active infrared sensing technology, 1"- 6" Range • Includes surface mount plastic box • 4.5" X 4.5" Stainless Steel and Glass plate • Power: 12V - 24V DC • Hard wired connection 	
	<p>CTB-05</p>	<p>Touchless Wave to Open Switch with Text and Hand</p> <ul style="list-style-type: none"> • Infrared photoelectric reflective sensor, 2"- 8" range • Fits in a standard jamb size electrical box • 1.5" X 4.5" Stainless Steel plate • Power: 12V - 24V DC • Weather resistant and adjustable timer delay • Red / Green LED indicator • Hard wired connection 	<p>Each</p>
	<p>CTB-07</p>	<p>Touchless Wave to Open Switch with Text, Logo and Hand</p> <ul style="list-style-type: none"> • Infrared photoelectric reflective sensor, 2"- 8" range • Includes surface mount plastic box • 4.5" X 4.5" Stainless Steel plate • Power: 12V - 24V DC • Weather resistant and adjustable timer delay • Red / Green LED indicator • Hard wired connection 	
	<p>CTW-02 KIT</p>	<p>Touchless Wave to Open Switch Kit includes:</p> <ul style="list-style-type: none"> • (2) Touchless Wireless Switch with transmitter and (1) Receiver 900 MHz. • Active infrared sensing technology 1"- 3" range • 4.5" X 4.5" Composite surface • Includes surface mount plastic box • Power: 12V - 24V DC • Wireless connection 	<p>1 set</p>

8600 SERIES Parts and Accessories

ILLUSTRATION	ITEM #	DESCRIPTION	UNIT
	8630-SW	Touchless Switch (Text and Hand) <ul style="list-style-type: none"> • With Microwave Motion Technology • 4.5" X 4.5" double gang • 2" - 24" detection range (hard wired connection) 	Each
	8640-SM	Surface Mount Box, double gang <ul style="list-style-type: none"> • Can be used with 8630-SW and 8633-SW • 4.5" X 4.5" square 	
	8631-SW	Touchless Switch (Text and Hand) <ul style="list-style-type: none"> • With Microwave Motion Technology • 4.5" X 2.75" single gang • 2" - 24" detection range (hard wired connection) 	
	8641-SM	Surface Mount Box, single gang <ul style="list-style-type: none"> • Can be used with 8631-SW and 8633-SW • 4.5" X 2.75" 	
	8632-SW	Touchless Switch (Text and Hand) <ul style="list-style-type: none"> • With Microwave Motion Technology • 4.5" X 1.68" jamb mount • 2" - 24" detection range (hard wired connection) 	
	8642-SM	Jamb Surface Mount Box <ul style="list-style-type: none"> • Can be used with 8632-SW • 1.5" X 4.75" 	
	8633-SW	Touchless Switch (Text and Hand) <ul style="list-style-type: none"> • With Microwave Motion Technology • Comes with both single and double gang face plates • 4" - 24" detection range • Can be used with 8640-SM and 8641-SM (hard wired connection) 	1 set
	8634-SW	6" Round Touchless Switch (Text, Logo and Hand) <ul style="list-style-type: none"> • With Microwave Motion Technology • Short range detection (hard wired connection) 	Each
	8635-SW	4.75" Square Touchless Switch (Text, Logo and Hand) <ul style="list-style-type: none"> • With Microwave Motion Technology • Short range detection (hard wired connection) 	