



# EXCR9298D

## SMART EXIT DEVICE TRIM


RESIDENTIAL/COMMERCIAL, ANSI GRADE 2

**CLUTCH MECHANISM**, NO CYLINDER OVERRIDE

- APPLE AND ANDROID COMPATIBLE
- CAN BE USED AS STAND-ALONE OR INTEGRATED ACCESS CONTROL SYSTEM
- CLOSE PROXIMITY SMART PHONE CONNECTIVITY LOCK & UNLOCK
- WI-FI LOCK & UNLOCK
- PROXIMITY RFID CARD (13.56 MHz) STANDARD
- OPTIONAL CONSTRUCTION ENGINEERING CARD
- TT LOCK SYSTEM
- SCHEDULE PASSAGE MODE
- TIMESTAMPED ACCESS LOG (AUDIT TRAIL)
- 1 ADMIN & 1 SECONDARY ADMIN LEVEL
- 1000 CARD USERS
- NON-HANDED
- LOW BATTERY WARNING
- MATERIAL: 304 STAINLESS STEEL
- 3 YEARS WARRANTY

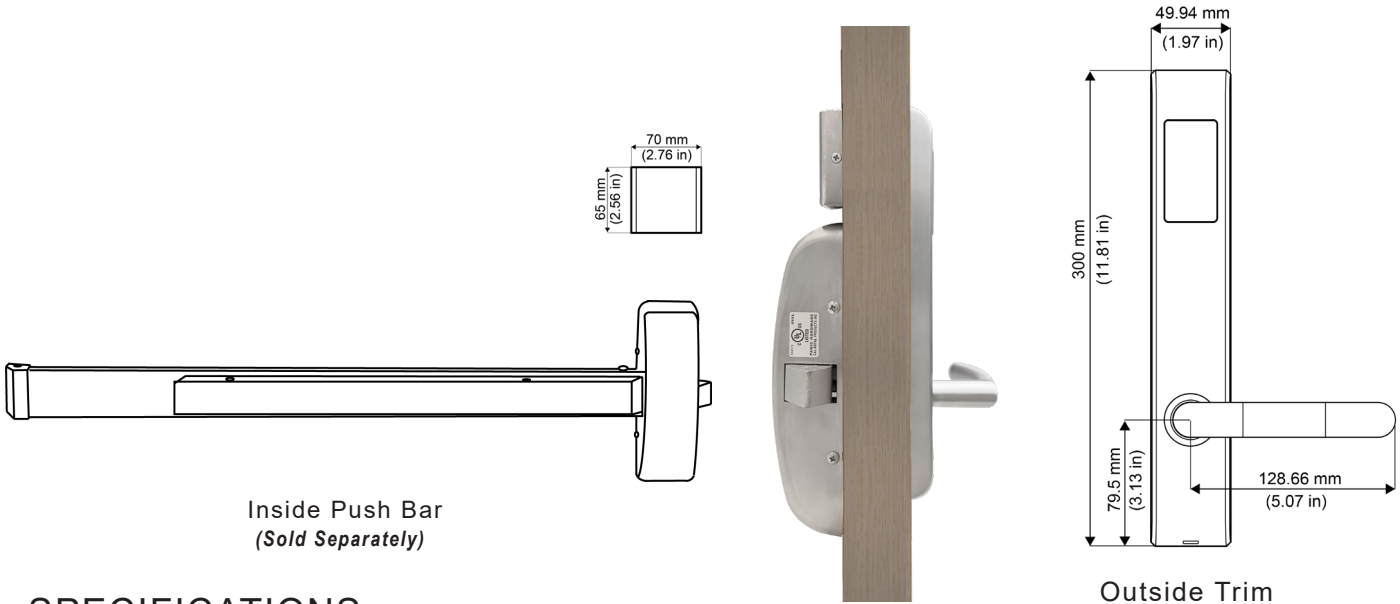


EMERGENCY POWER  
BACK-UP PORT



## FEATURES

- **Apple and Android Compatible** – iPhones with iOS 13.0 and above. Android 5.0 or above with Smart Phone connectivity capability.
- **TT LOCK APP** – lock can be managed / synced using the app.
- **Gateway Connectivity** – optional gateway device to connect compatible locks to the internet, so users can manage locks remotely.
- **Admin Phone** – a lock can only have one Administrator Phone at a time. Only smartphones are used as an Administrator. One admin phone can add a second level admin. It can manage up to 250 locks.
- **Access Log (Audit Trail)** – 2000 audit trail entries.
- **Passage Mode** – keeps the smart lock unlocked for an extended period. This feature can be controlled via Smart Phone connectivity when you're nearby or through Wi-Fi when you're remote, all through the app.
- **Optional Auto Re-locking** – relock from 5-60 seconds or more.
- **Restricted Access Right** – EXCR9298D can be programmed to specify the access period or intervals of users.
- **Low Battery Warning**
- **Factory Setting Construction Pass** - a Construction Engineering Card is available for use in construction.



## SPECIFICATIONS

### APPLICATIONS

For offices, apartments, hotel / motels, residential, and commercial.

### DOOR THICKNESS

1 1/2" (38mm) - 2 3/8" (60.3mm) standard

### BACKSET

2 3/4" (70mm) standard

### ANSI STANDARDS

Meets ANSI / BHMA A156.2 Series 4000, Grade 2 strength and operational requirements.

### CLUTCH

Clutch technology allows turning of lever without retracting latch. Thus prolonging the life of the lock by reducing stress on the spindle and other parts.

### LOW BATTERY INDICATOR

The blinking sound action signals internal 4 AA alkaline batteries are low. Battery percentage is also displayed in the app.

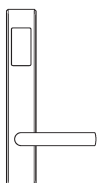
### POWER SOURCE

Powered by 4 AA Alkaline batteries (Included in the box)

### EMERGENCY POWER BACK-UP

Type-C USB emergency cable

### FUNCTIONS



#### EXCR9298D

The latch bolt is operated by a lever on the outside and a push bar on the inside. To retract the latch when turning the lever, the outside requires the RFID card to be tapped. The Smart Phone App can override the RFID card or key fob for access.

### WEATHER RESISTANT

All models are weather resistant for temperature operating ranges of -4°F ~ 149°F (-20°C ~ +65°C) For outdoor use of the Front Panel, the back panel should not be exposed to outdoor conditions and it is recommended to use an outdoor lock cover protector.

**Optional rubber seal for enhanced weather resistance in outdoor use.** (Included in the box)

### COMPATIBILITY

Compatible with 2200, 6600, 5000, T5000, 7700, and 9800 Series **RIM Type** Exit Devices Only



2200 SERIES



6600 SERIES



5000 SERIES  
T5000 SERIES



7700 SERIES



9800 SERIES

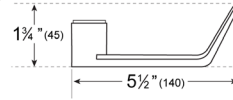
## LEVER DESIGN OPTIONS & FINISHES

FINISHES AVAILABLE		
BHMA SYMBOL	US CODE	DESCRIPTION
631	US1	Black
630	US32D	Satin Stainless Steel
605	US3	Polished Brass
651	US26	Polished Chrome
606	US4	Satin Brass
629	US32	Polished Stainless Steel
613	US10B	Oil Rubbed Bronze

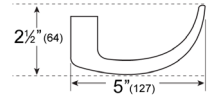
Refer to price list for stock finishes and functions



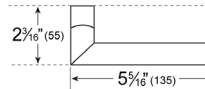
GN DESIGN



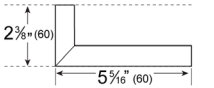
JS DESIGN



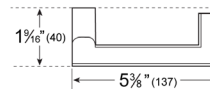
PR DESIGN



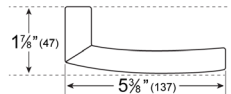
LU DESIGN



SY DESIGN



JP DESIGN



## ACCESSORIES

### INCLUDED INSIDE



RFID CARD (2X)  
Item #: CRPRFID  
Operates at 13.56MHz  
in accordance with  
ISO 14443A. Inductive  
distance up to 1 3/16\"



Magnetic Cylinder  
Cap Remover



BATTERY PACK



4X AA BATTERIES



Optional Rubber Seal  
for Outside Unit

### OPTIONAL ACCESSORIES



CONSTRUCTION CARD

Item #: H-CCRFID  
Operates at 13.56MHz  
in accordance with  
ISO 14443A. Inductive  
distance up to 1 3/16\"



RFID KEY FOB

Item #: RFID-DFE  
Dual Frequency  
enamel fobs  
(125KHz + 13.56 MHz)  
2" x 1 3/16\"



RFID KEY FOB

Item #: H-RFID-KF  
Dual Frequency  
enamel fobs  
(125KHz + 13.56 MHz)  
1-9/16" x 1"



RFID KEY FOB

Item #: RFID-KF  
Operates at  
13.56MHz in  
accordance with  
ISO 14443A.  
Inductive distance  
up to 1 3/16\"



TYPE-C USB  
EMERGENCY CABLE

Item #: H-USBC



GATEWAY  
Option 1

Item #: H-BLEG-LAN  
Connectivity: Ethernet  
Communication range: 10M  
(no obstruction)  
Power Port: Type-C USB



GATEWAY  
Option 2

Item #: H-BLEG-W  
Connectivity: WiFi2.4G  
Power Port: Type-C USB  
Voltage: 5V/500mA



ENCODER

Item #: H-ENCODER  
Operates at 13.56MHz  
Power Port: Type-C USB



RETROFIT COVER

Item #: H-9298D-RC  
Square Design

## HOW TO ORDER

Use the sequence below to order. Please see price book for parts or additional service upcharges.

SERIES	MODEL	LEVER	FINISH
EXCR9298	• D <b>Standard Features</b>	<ul style="list-style-type: none"> <li>• GN</li> <li>• JS</li> <li>• LU</li> <li>• PR</li> <li>• SY</li> <li>• JP</li> </ul>	<ul style="list-style-type: none"> <li>• US1</li> <li>• US32D</li> <li>• US3</li> <li>• US4</li> <li>• US10B</li> <li>• US26</li> <li>• US32</li> </ul>

For Example: To order LU Design in US1, Use "EXCR9298D-LU-1"

## ADDITIONAL ACCESSORIES FOR CR929M, CR9298D, EXCR929M, EXCR9298D, & MRCR98D

### H-ACK2 / H-ACK2F

#### SMART ACCESS CONTROL

Weatherproof controller for access control systems.  
Suitable for electric locks, gates, and barriers.

#### Access via:

- MF/NFC cards (20,000 users)
- Passwords
- Smartphones (via Close Proximity Smart Phone Connectivity technology or web-cabinet)

#### Recommended Usage Areas

Hotels, Apartments, Enterprises, Offices, Commercial premises

#### Ethernet Gateway

Supports large-scale access control systems across multiple doors/gates.  
Shared user base without the need for communication wiring or dedicated servers.  
Enclosed in a hermetic, weatherproof case with a tempered glass touch keypad.

#### Programming


Relay closure duration: Programmed via TTLOCK application on your smartphone within the range of 1-990 sec.  
"FREEWAY" mode can be scheduled or activated via administrator's smartphone.

#### Outdoor Installation

Additional rain/sun cover recommended for direct exposure environments.

#### User Capacity


Card Capacity (MF 13.56MHz): 20,000 users  
Passwords: 150 users  
Fingerprints: 100 (expandable to 500 upon request)  
Remote controls: 16  
E-keys (via app): Unlimited



H-ACK2



H-ACK2F



### CRPSC-R

#### DC POWER OUTPUT FOR H-ACK2 / H-ACK2F



#### Power Output Overview

12V 3A power supply unit for access control systems.  
Supplies power to controller and directly controls electric locks via built-in relay with delay timer.

#### Features

Compact and Powerful power supply for controllers of access control systems. The power supply has a built-in relay with a timer for pulse duration adjustment, which allowssimultaneous control of the lock from several devices (intercom, controller, exit button, smart home, etc.)

#### Specifications

Dimensions: 101mm x 90mm x 35mm (LxWxH)  
Input voltage: AC110V–240V, 50/60Hz  
Output voltage: DC12V–14.5V  
DC current: 5A  
Tripping current: 3.5A  
Operating temperature: -20°C to 60°C  
Operating humidity: >90%  
Timer adjustment range: 0–15 seconds



## ADDITIONAL ACCESSORIES FOR CR929M, CR9298D, EXCR929M, EXCR9298D, & MRCR98D


### H-BLEG-W

#### SMART LOCK GATEWAY (WIFI)



### H-BLEG-LAN

#### SMART LOCK GATEWAY (LAN)



#### Overview

Having a gateway in your access control system greatly increases the capabilities and functionality of CR929 Series smart locks.

#### Features you can use remotely (Gateway Required)

- View the battery percentage of the lock thru the app
- Remotely delete previously entered users from the lock memory (fingerprints, cards, passcodes)
- Remotely change time parameters of users access (*fingerprints, cards, passcodes*)
- Remotely enter cards into the lock memory (if H-ENCODER is installed)
- Monitor door position - open/closed (*If door sensor is installed*)
- Remotely open locks
- Remotely activate/deactivate the "PASSAGE" mode
- Receive online log of events from lock
- Dimension: 3.75" x 3.75" x 1"

The gateway should be placed in the zone of reach smart phone connectivity locks and wifi coverage of your router, and one gateway can work with several locks.

The gateway is powered from any USB power supply. Type-C wire for H-BLEG-LAN.

### H-ENCODER

#### CARD ENCODER



#### Overview

USB encoder for controller and locks with APP TTLOCK. It is used for remote insertion of RFID cards into the locks memory.

#### Features

The encoder works only if the locks or controllers are connected to the internet via H-BLEG-W or H-BLEG-LAN gateway.

The encoder is connected to any PC (Windows/Mac) via USB and does not require drivers or software.

RFID car entry is done via web-cabinet ([www.lock2.ttlock.com](http://www.lock2.ttlock.com)) of the lock/locks administrator.

Material: Aluminum Alloy + PVC

Dimensions: 3.5" x 1"

Power Interface: Type-C USB

Power Input: 5V/500mA

Radio Frequency: 13.56Mhz

Support card Type: MiFare S50

## TTLOCK SMART ACCESS PLATFORM

### Lock Management & Access Options

#### *Free Features (Standard App)*

Control and monitor access from anywhere with the TTLock app.

- **eKey Sharing** – Send digital keys (permanent, timed, or recurring).
- **Passcode Management** – Generate and manage custom user codes.
- **Admin Control** – Assign secondary admins with limited rights.
- **RFID/IC Card & Fingerprint Setup** – Add cards and biometrics with ease.
- **Activity Logs** – View detailed entry records by user and method.
- **Auto Lock & Passage Mode** – Automate door behavior for security and convenience.
- **Remote Unlock (with Gateway)** – Control locks anywhere via Wi-Fi.
- **Silent Mode & Firmware Updates** – Manage quietly and stay up-to-date.

### TTLock Business Suite

#### *Smart Access. Smart Management.*

#### *Advanced Function (Paid Subscription)*

##### **Overview:**

The TTLock Business Suite is designed for property owners, facility managers, and hospitality professionals who need more than just access control. It combines security, automation, and scalability to simplify how businesses manage locks, users, and properties.

##### **Why Upgrade to Business?**

Go beyond standard locking and experience enterprise-grade control:

- **Centralized Lock Management** – Organize locks by groups, properties, or departments for faster control.
- **Authorized Admin Access** – Quickly grant and revoke permissions across teams.
- **TT Hotel Module** – Streamline hotel operations: issue guest cards, monitor room status, and track activity in real time.
- **TT Renting Module** – Simplify long-term property management with online contracts, rent alerts, and tenant access logs.
- **Time Attendance Reports** – Track and export employee access activity automatically.
- **Scenario Reminders** – Set up alerts for events such as forced entry, low battery, or no door activity over a specified period of time.
- **Automated Guest Messaging** – Send pre-built SMS or Email templates with Wi-Fi information, check-in details, and local recommendations.
- **Bulk Operations** – Send multiple eKeys, unlock multiple doors, or update lock groups instantly.
- **Data Export** – Export records, attendance logs, and user information for auditing and reporting.

### Business Automation Templates

#### **SMS Templates Include:**

- Welcome message for check-in
- Wi-Fi name and password
- Room inventory list
- Nearby attractions and recommendations
- Additional instructions for guests

#### **Email Templates Include:**

- Automated welcome and property information
- Room Wi-Fi and amenities
- Rental rules or inventory
- Personalized local guides