






HEAVY DUTY ANSI 156.5 GRADE 1 SMALL LOCK CASE	SC SERIES MORTISE DEADBOLTS	HEAVY DUTY ANSI 156.13 GRADE 1 FULL MORTISE
  <p>Lock Case: 3 15/16" x 3 5/8" x 15/16" (100 mm x 92 mm x 25 mm)</p> <p>Faceplate: 1 1/4" x 5 5/8" x 1 7/32" (32 mm x 142 mm x 6 mm)</p> <p>Strike: 1 1/8" x 3 1/2" (29 mm x 89 mm)</p>	<p>Any door in commercial or institutional buildings where the best auxiliary Mortise deadbolt locks are required</p> <ul style="list-style-type: none"> • Backset: 2 3/4" (70 mm) • Door Range: 1 3/4" (44.5 mm), available to 2 1/4" (57 mm) • Deadbolt: 1" (25 mm) throw, stainless steel, can withstand cutting or sawing • Cylinder: 1 1/4" Mortise cylinder Schlage "C" (standard) • Heavy Gauge Steel Lock Case • Brass Deadbolt with Hardened Steel, 1" Throw • Satin Chrome Finish • ANSI 156.13 • Exceeds 1,000,000 cycles <p>Mortise Cylinder</p> <ul style="list-style-type: none"> • Cylinder length is 1 1/8" (under shoulder including cam) • With Schlage cam (L583-2540) 	 <p style="text-align: center;">SC SERIES</p> <p>Lock Case: 4" x 6 1/32" x 1 7/32" (102 mm x 153 mm x 31.3 mm)</p> <p>Faceplate: 1 7/32" x 8" x 1/8" (31.3 mm x 203 mm x 3.175 mm)</p> <p>Strike: 1 7/8" x 4 27/32" (48 mm x 123 mm)</p> <div style="display: flex; justify-content: space-around; align-items: center;"> <div style="border: 1px solid black; padding: 5px; text-align: center;"> <p>LIFETIME WARRANTY</p> </div> <div style="border: 1px solid black; padding: 5px; text-align: center;"> <p>BHMA CERTIFIED</p> <p style="font-size: small;">Be Safe. Be Secure. Look for the Mark.</p> </div> </div>

MODEL #	FUNCTIONS	MODEL #
SM140	Cylinder and Thumbturn Deadbolt thrown or retracted by key outside or thumbturn inside	SC8460 ANSI F17
SM143	Double Cylinder Deadbolt operated by key on either side	SC8462 ANSI F16
SM141	Classroom Lock Deadbolt thrown or retracted by key from outside Inside cylinder turn retracts deadbolt but cannot project it. Specify handing.	SC8463 ANSI F29
SM142	Cylinder Lock Deadbolt thrown or retracted by key from one side. No trim on opposite side	SC8464 ANSI F18
SM145	Door Bolt Deadbolt thrown or retracted by thumbturn from one side. No trim on opposite side	SC8461
SM146	Deadbolt With "Occupied" Indicator Deadbolt thrown or retracted by key outside or thumbturn inside. When deadbolt is thrown "OCCUPIED" plate is displayed	SC8496
<p>PACKAGING INCLUDES</p> <ul style="list-style-type: none"> • UL listed single point latch • Standard "C", 6 pin cylinder • Non-handed strike <p>OPTIONAL INTERCHANGEABLE CORE</p> <ul style="list-style-type: none"> • For Best, Falcon and Arrow Interchangeable Core prefix "IC" before Part#. (Mortise housing Part# ICH961387) • For Schlage Large Format Interchangeable Core prefix "ICSC" before Part#. For Corbin / Russwin Large Format Interchangeable Core prefix "ICCR" before Part#. For Sargent Large Format Interchangeable Core prefix "ICSA" before Part#. For Yale Large Format Interchangeable Core prefix "ICYA" before Part#. (Mortise housing Part# 7000ICMC) 		

ADDITIONAL KEYWAYS
6 pin solid brass "C" keyway standard. Optional: Schlage E, Schlage C-K, Russwin D1-2-3-4, Corbin 59 / 60, Sargent LA-LB-LC, Falcon / Weiser E, Arrow A, Yale 8, Yale GA and Kwikset. Can also accept Medeco, Assa, Kaba and Cal-Royal HSK High Security Cylinders.