


**CRB800 SERIES GRADE 1
HEAVY DUTY DEADBOLTS**
FOR COMMERCIAL AND
RESIDENTIAL APPLICATIONS



MEETS
The Buy American Act

Meets ADA requirements
Specially designed for
Barrier Free Application
Conforms with ANSI A156.2
Series 4000, Grade 3
Exceeds 200,000 cycles



**ADA Ergonomic
Thumb Turn**

Exposed mounting screws
on single cylinder deadbolt


Steel mounting plate

Anti-pry shield
(Zinc Alloy)

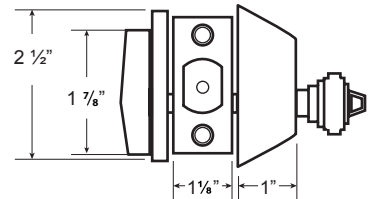
Free turning,
wrench-resistant
tapered cylinder ring

Sturdy, all steel latch
case and mechanism

3HR UL Fire rated,
1" (25mm) throw
high-strength steel
alloy deadbolt with
anti-saw pin



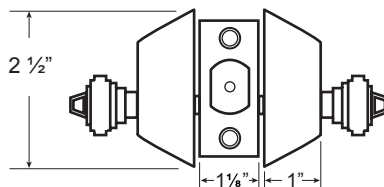
**CRB800
SINGLE CYLINDER**



Exposed mounting screws on
double cylinder deadbolt

Removable Solid Brass
Standard "C" 6-pin cylinder.

- Available with Small Format Interchangeable Core
- Full Size Interchangeable Core for Schlage Available for Single Cylinder and Classroom only.



**CRB700
DOUBLE CYLINDER**

SPECIFICATIONS

TRIM

Wrought Brass or Stainless Steel.

DOOR RANGES

Adjustable 1 3/8" (40mm) to 2" (51mm) door thickness.

BACKSET

UL Listed 3 Hour Fire Rating 2 3/4" latch bolt. 2 3/8" optional.

DEADBOLT FACEPLATE

Standard 2 1/4" x 1 1/8" for 2 3/4" backset.
Optional 2 1/4" x 1" for 2 3/8" backset.

STRIKE

1 1/8" x 2 3/4" square corner. Extra security 1" throw bolt with 1/4" free spinning anti-cut through pin. 2 pcs x 3" screws with wood frame reinforcer greatly strengthens door frames.

BORE DIAMETER

1" for latch, 2 1/8" for lock housing.

KEYWAYS

6 pin solid brass "C" keyway standard. Schlage E, Schlage C-K, Russwin D1-2-3-4, Corbin 59 / 60, Corbin-Russwin L4, Sargent LA-LB-LC, Falcon / Weiser E, Arrow A, Yale 8, Yale GA and Kwikset. Can also accept Medeco, Assa, Kaba and Cal-Royal (HSK) High Security Cylinders.

INTERCHANGEABLE CORE (IC)

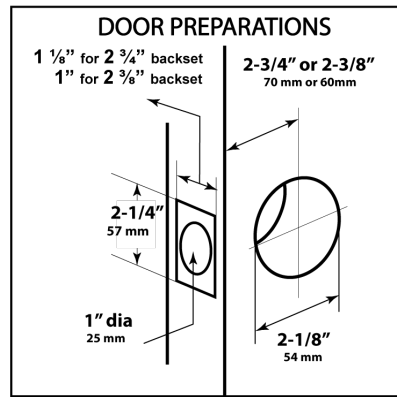
Interchangeable Core locks will accept compatible 6 or 7 pin cores with BEST, FALCON and ARROW. Also available with SCHLAGE large format cylinders.

CRB800 SERIES FINISHES AND FUNCTIONS

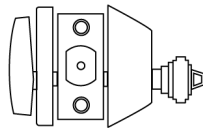


FINISHES AVAILABLE		
BHMA SYMBOL	US CODE	DESCRIPTION
605	US3	Polished Brass
606	US4	Satin Brass
609	US5	Antique Brass
612	US10	Satin Bronze
613	US10B	Oil Rubbed Bronze
619	US15	Satin Nickel
625	US26	Polished Chrome
626	US26D	Satin Chrome

Refer to price list for stock finishes and functions

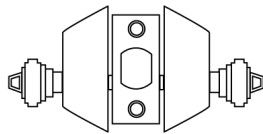


- CRB800
- ICCRB800
- ICSCRB800
- ANSI E0152



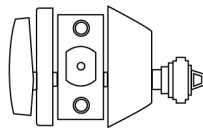
Heavy Duty Single Cylinder Deadbolt
Deadbolt thrown or retracted by key from outside or by inside turn unit. Bolt automatically deadlocks when fully thrown.

- CRB700
- ICCRB700
- ANSI E0142



Heavy Duty Double Cylinder Deadbolt
Deadbolt thrown or retracted by key from either side. Bolt automatically deadlocks when fully thrown.

- CRB600
- ICCRB600
- ICSCRB600



Classroom Deadbolt Lock
Deadbolt thrown or retracted by key outside. Inside turn unit will retract bolt only. Bolt automatically deadlocks when fully thrown.

OTHER FUNCTIONS NOT LISTED ARE AVAILABLE UPON REQUEST

- "IC" Indicates functions available with Interchangeable Core compatible with 6 or 7 pin cores by Best, Falcon and Arrow.
- Full Size Interchangeable Core for Schlage Available for Single Cylinder and Classroom only.