

Online Catalog Tutorial

Cal-Royal Products

Table of Contents Button

Use this button to display the table of contents on the left hand side of the screen to quick jump to each section of the catalog.

Table of Contents

2020 CAL-ROYAL CATALOG

pages: 142 - 143 / 494

00 - Cover Letters - 3650

10 - Door Closers - 2020

20 - Locksets - 2020

NM Series

IC Series

HOSP Series

Genesis Series

Calypso Series

IRC Series

Omega Series

CB160 Series

Pioneer Series

Explorer Series

Tuscany Series

Commander Series

Challenger Series

Grand Series

CRCODF200 Series

Barrington Series

III Series

J-III Series

CIL Series

SQ100 Series

T300 Series

T400 Series

CB160 / GL160 Series

IND90-62 Series

SL/T320 Combo

BA/T320 Combo

Columbus Series

Epic Series

T300 / GL220 Series

L30 Series

IND84 Series

INDLEY 20 Series

Ashley Series

Chelsie Series Knobsets

Chelsie Leversets

Chelsie Handsets

CHALLENGER SERIES FINISHES AND FUNCTIONS

UL US

2 HOUR FIRE RATED ULTRALOCK™

LIFETIME WARRANTY

BHMA CERTIFIED

Be Safe. Be Secure. Look for the Mark.

FINISHES AVAILABLE

BHMA SYMBOL	US CODE	DESCRIPTION
005	US3	Polished Brass
006	US4	Satin Brass
008	US5	Antique Brass
012	US10	Satin Bronze
013	US10B	Oil Rubbed Bronze
019	US15	Satin Nickel
025	US25	Polished Chrome
026	US26	Satin Chrome

Refer to price list for stock finishes and functions

DOOR PREPARATION

1 1/4" 30 mm

2 1/4" 60 mm

2 1/4" 60 mm

1" dia 25 mm

4 1/2"

2"

13/16"

3"

SG DESIGN

1 1/4"

3"

3/4"

1/2"

SQUARE ROSE

SG00

ICSG00

ANSI: F103

ENTRANCE / OFFICE LOCK

Turn / Push button locking. Pushing and turning button locks outside door requiring use of key until button is manually unlocked. Pushing button locks outside lever until unlocked with key or inside lever is turned.

SG20

ANSI: F78

PRIVACY LOCK

Latch bolt operated by lever from either side. Outside lever is locked by push button inside and unlocked by emergency release outside. Turning inside lever or closing door releases push button.

SG03

ICSG03

ANSI: F84

CLASSROOM LOCK

Dead locking latch bolt operated by lever from either side except when outside lever is locked from outside by key. When outside lever is locked latch bolt is operated by turning inside lever.

SG30

ANSI: F75

PASSAGE SET

Latch bolt operated by lever from either side at all times.

SG05

ICSG05

ANSI: F88

STOREROOM LOCK

Dead locking latch bolt operated by key in outside lever or by rotating inside lever. Outside lever is always fixed.

SG40

DUMMY LEVER

Single dummy lever for one side of door. Pull only.

SG10

ANSI: F77

PATIO

Dead locking latch bolt operated by lever from either side. Outside lever is locked by push button inside and unlocked by rotating inside lever or closing door.

SG50

ANSI: F89

EXIT LOCK

Break glass outside. Inside lever always unlocked.

HOW TO ORDER ROUND ROSE:

For "MAN", "AST", "ROC" or "DOV" designs, replace design name.

Example: SG00 entrance in "AST" is AST00

HOW TO ORDER SQUARE ROSE:

For "MAN", "AST", "ROC" or "DOV" designs, replace design name and add "-SQ" after function number.

Example: SG00 entrance in "AST" is AST00-SQ

IC

Indicates function available with BEST, FALCON & ARROW Interchangeable Core.

OTHER FUNCTIONS NOT LISTED ARE AVAILABLE UPON REQUEST

CAL-ROYAL

PRODUCTS, INC. USA

48

(800) 876-9258 | www.cal-royal.com | SEPT 2020

CAL-ROYAL

PRODUCTS, INC. USA

CRP SECURITIES

USA

GRAND SERIES

MEETS ANSI STANDARD A156.2, GRADE 2 TUBULAR LEVERSETS

MEETS

The Buy American Act

Meets ADA requirements

Specifically designed for Barrier Free Application

Conforms with ANSI / BHMA A156.2, Series 4000, Grade 2 Requirements, Exceeds 400,000 Cycles

GERARD "GER" DESIGN (HANDED)

VALENCIA "VAL" DESIGN (HANDED)

ATHENS "ATH" DESIGN (NON-HANDED)

FORREST "FOR" DESIGN (NON-HANDED)

JASPER "JAS" DESIGN (NON-HANDED)

NELSON "NEL" DESIGN (NON-HANDED)

WILSON "WIL" DESIGN (NON-HANDED)

SPECIFICATIONS

APPLICATIONS

For hotel / guest rooms, high-end apartments, condominiums, office buildings, and home offices.

DOOR RANGES

1 3/4" to 1 3/4" thickness doors.

2" thickness available upon request.

BACKSET

2 3/4" or 2 7/8" backset.

LATCH FACEPLATE

2 1/2" x 1 1/2" or 2 1/2" x 1", with plastic filler to convert 1" faceplate to 1 1/2" wide door preparations.

STRIKES

T-Strike standard. Optional AXS and Full Lip Strike available.

EXPOSED TRIM

Stainless Steel or Zinc casting, plated to match trim finish.

HANDING

GERARD and VALENCIA lever designs are handed, not field reversible. Must specify R (Right) or L (Left) when ordering.

KICK-OFF FEATURE ON PRIVACY FUNCTION

Privacy function automatically unlocks if door is locked prior to closing. Inside lever always retracts latch. Outside lever is locked by locking pin from inside and unlocked by turning inside lever closing door, or using emergency pin on outside lever.

ANSI STANDARDS

Meets or exceeds requirements of BHMA / ANSI A156.2 Series 4000, Grade 2 (FF-H 106C), 400,000 cycles.

CAL-ROYAL

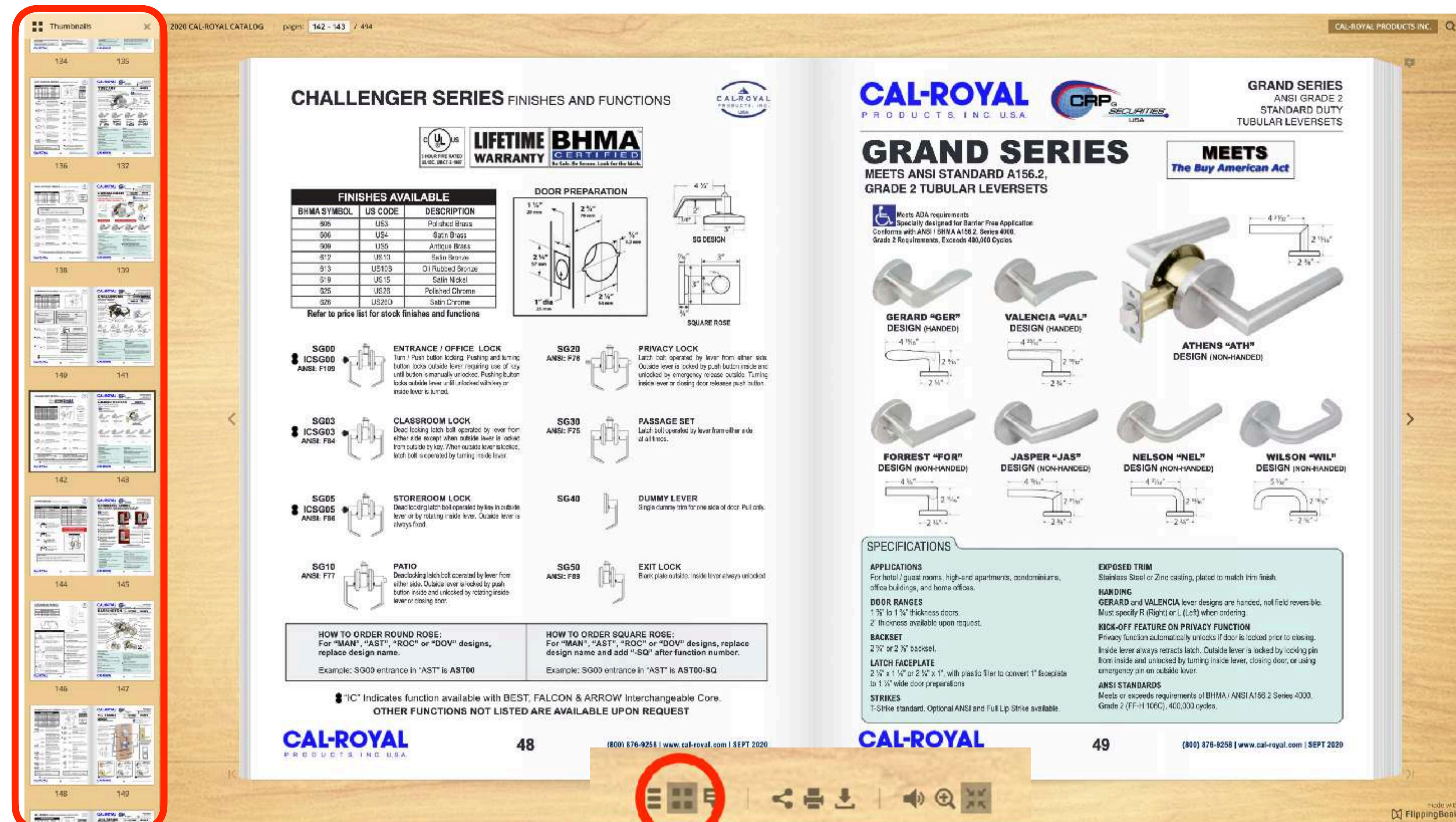
49

(800) 876-9258 | www.cal-royal.com | SEPT 2020

Menu bar enlarged for better view

Thumbnails View Button

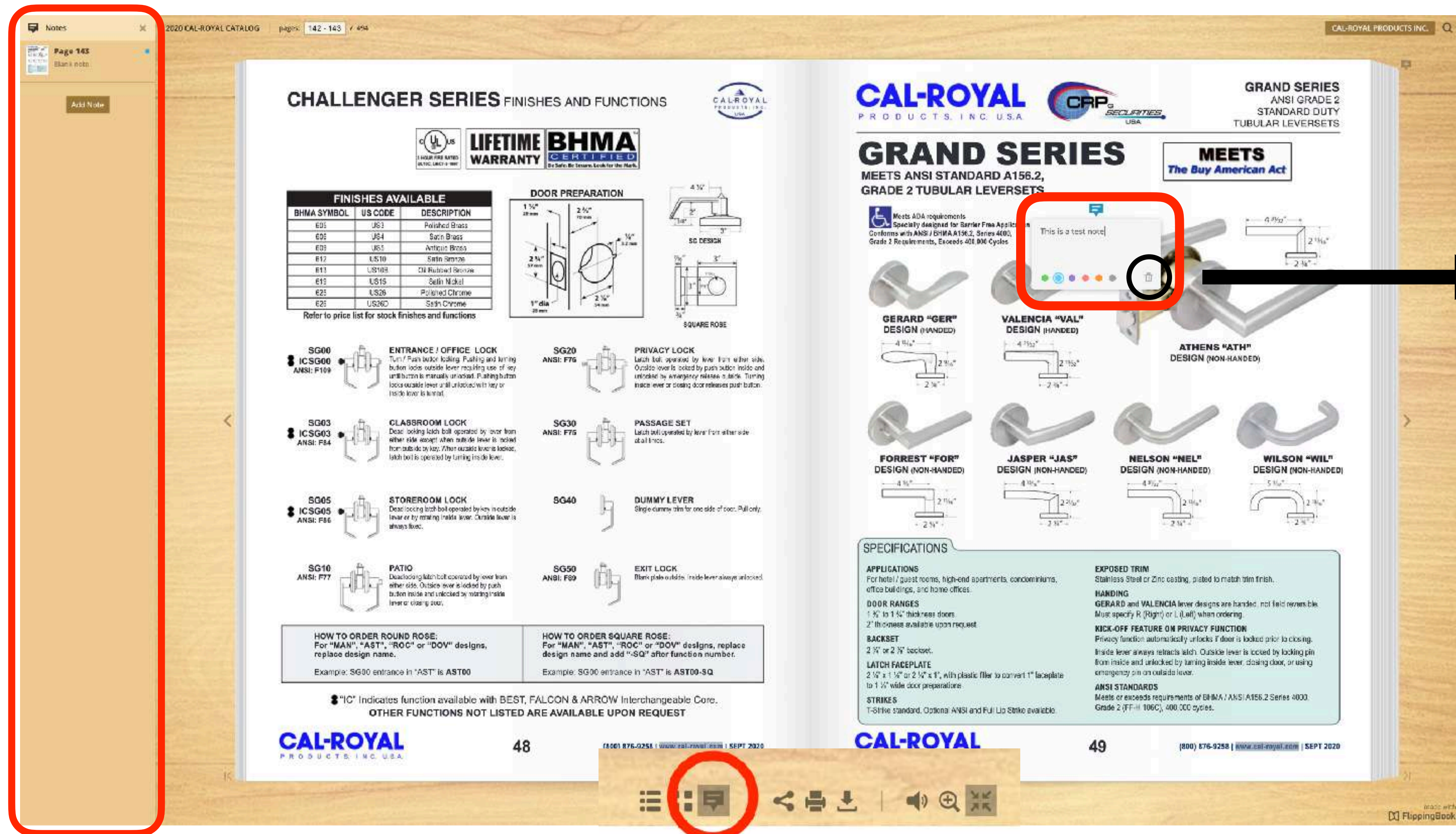
Use this button to display the pages of the catalog as thumbnails for a preview of all of the pages.



Menu bar
enlarged for
better view

Notes Button

Use this button to create notes on each page, and see all of your notes on the left hand side of the page.



The screenshot shows a digital catalog viewer with two pages of Cal-Royal products. On the left, a sidebar titled 'Notes' is visible, showing a list of notes and a 'Blank note' button. The main content area displays two pages of the catalog. The left page is titled 'CHALLENGER SERIES FINISHES AND FUNCTIONS' and features a table of finishes and functions. The right page is titled 'GRAND SERIES' and features a table of specifications. A red box highlights the 'Notes' sidebar and a 'Notes' button in the bottom menu bar. An arrow points from the button to the sidebar.

BHMA SYMBOL	US CODE	DESCRIPTION
E01	US1	Polished Brass
E02	US4	Satin Brass
E03	US5	Antique Brass
E12	US10	Satin Bronze
E13	US10B	Oil Rubbed Bronze
E15	US15	Satin Nickel
E25	US26	Polished Chrome
E26	US26C	Satin Chrome

FUNCTION	DESCRIPTION
SG00	ENTRANCE / OFFICE LOCK
SG03	CLASSROOM LOCK
SG05	STOREROOM LOCK
SG10	PATIO
SG20	PRIVACY LOCK
SG30	PASSAGE SET
SG40	DUMMY LEVER
SG50	EXIT LOCK

HOW TO ORDER ROUND ROSE:
For "MAN", "AST", "ROC" or "DOV" designs, replace design name.
Example: SG00 entrance in "AST" is AST00

HOW TO ORDER SQUARE ROSE:
For "MAN", "AST", "ROC" or "DOV" designs, replace design name and add "SQ" after function number.
Example: SG00 entrance in "AST" is AST00-SQ

OTHER FUNCTIONS NOT LISTED ARE AVAILABLE UPON REQUEST

GRAND SERIES
MEETS ANSI STANDARD A156.2,
GRADE 2 TUBULAR LEVERSETS

MEETS
The Buy American Act

GERARD "GER" DESIGN (HANDED)

VALENCIA "VAL" DESIGN (HANDED)

ATHENS "ATH" DESIGN (NON-HANDED)

FORREST "FOR" DESIGN (NON-HANDED)

JASPER "JAS" DESIGN (NON-HANDED)

NELSON "NEL" DESIGN (NON-HANDED)

WILSON "WIL" DESIGN (NON-HANDED)

SPECIFICATIONS

APPLICATIONS
For hotel / guest rooms, high-end apartments, condominiums, office buildings, and home offices.

DOOR RANGES
1 1/2" to 1 3/4" thickness doors
2" thickness available upon request

BACKSET
2 3/4" or 2 7/8" backset.

LATCH FACEPLATE
2 1/2" x 1 1/2" or 2 1/2" x 1", with plastic filler to convert 1" faceplate to 1 1/2" wide door preparation.

STRIKES
T-Strike standard. Optional ANSI and Full Lip Strike available.

EXPOSED TRIM
Stainless Steel or Zinc casting, plated to match trim finish.

HANDING
GERARD and VALENCIA lever designs are handed, not field reversible. Must specify R (Right) or L (Left) when ordering.

KICK-OFF FEATURE ON PRIVACY FUNCTION
Privacy function automatically unlocks if door is locked prior to closing. Inside lever always retracts latch. Outside lever is locked by locking pin from inside and unlocked by turning inside lever, closing door, or using emergency pin on outside lever.

ANSI STANDARDS
Meets or exceeds requirements of BHMA / ANSI A156.2 Series 4000, Grade 2 (FF=1106C), 400,000 cycles.

Use this button to delete unwanted notes.

Menu bar enlarged for better view

Search Tool Button

Use this button to search the entire catalog for specific parts, series, items, etc.

2020 CAL-ROYAL CATALOG | PAGES: 126 - 127 / 494

CALYPSO CAL SERIES FINISHES AND FUNCTIONS

BHMA SYMBOL	US CODE	DESCRIPTION
605	US3	Polished Brass
606	US4	Satin Brass
609	US6	Antique Brass
612	US10	Satin Bronze
613	US10B	Oil Rubbed Bronze
619	US15	Satin Nickel
625	US25	Polished Chrome
626	US26D	Satin Chrome

Refer to price list for stock finishes and functions

DOOR PREPARATION

LIFETIME WARRANTY

CAL00
ANSI: F100
FED#161A
ENTRANCE / OFFICE LOCK
Turn & Push button locking. Pushing and turning button locks outside lever requiring use of key until button is manually unlocked. Pushing button locks outside lever until unlocked with key or inside lever is turned.

CAL02
ANSI: F91
FED#161G
STORELOCK
Dead locking latch bolt operated by lever from either side except when both levers are locked by key in lever from either side.

CAL03
ANSI: F84
FED#161R
CLASSROOM
Dead locking latch bolt operated by lever from either side except when outside lever is locked from outside by key. When outside lever is locked, latch bolt is operated by turning inside lever.

CAL04
ANSI: F80
FED#161S
COMMUNICATING
Dead locking latch bolt operated by lever from either side. Turning key in either lever locks or unlocks its own lever independently.

CAL05
ANSI: F86
FED#161D
STOREROOM
Dead locking latch bolt operated by key in outside lever or by rotating inside lever. Outside lever is always fixed.

CAL06
ANSI: F88
FED#161C
VESTIBULE
Dead locking latch bolt operated by lever from either side except when outside lever is locked by key from inside. Latch bolt may be retracted by key in outside lever or by rotating inside lever.

CAL07
ANSI: F110
CLASSROOM INTRUDER
Latch bolt is operated by rotating the inside lever, or rotating the outside lever only when not locked from the inside or outside key. Outside lever is locked and unlocked by turning the key inside or outside lever. Inside lever cannot be locked.

CAL09
ANSI: F87
FED#161W
INSTITUTION
Dead locking latch bolt operated by key in lever from either side. Both levers always fixed.

CAL101
ANSI: F90
FED#161T
DORMITORY
Dead locking latch bolt operated by lever from either side except when outside lever is locked by key or by push button on inside lever. Key in outside lever locks or unlocks outside lever. Outside key releases push button when locked from inside. Rotating inside lever or closing the door releases push button.

CAL20
ANSI: F76
FED#161L
PRIVACY LOCK
Latch bolt operated by lever from either side. Outside lever is locked by push button inside and unlocked by emergency release outside. Turning inside lever or closing door releases push button.

CAL30
ANSI: F75
FED#161N
PASSAGE SET
Latch bolt operated by lever from either side at all times.

CAL40
DUMMY LEVER
Single dummy trim for one side of door. Pull only.

ⓘ "IC" indicates function available with BEST, FALCON & ARROW Interchangeable Core.

HOW TO ORDER: For "SPA" or "MHM" designs, replace design name.
Example: CAL00 Entrance in "SAN" is SAN00.

OTHER FUNCTIONS NOT LISTED AVAILABLE UPON REQUEST

CAL-ROYAL PRODUCTS, INC. USA

32 (800) 676-9258 | www.cal-royal.com | SEPT 2020

LRC SERIES
Grade 1 Heavy Duty Cylindrical Lockset with Ligature Resistant Lever

Meets ADA requirements
Specially designed for Barrier Free Application
Conforms with ANSI / BHMA A156.2, Series 4000,
Grade 1 Requirements, Exceeds 1,000,000 Cycles

MEETS The Buy American Act

LIFETIME WARRANTY

SPECIFICATIONS

- For 1 3/8" to 2" thickness doors
- 2 3/4" Backset Standard, 2 1/4" x 1 1/2" Latch Faceplate,
- 2 3/4", 3 1/2", 5" and 2 3/4" Anti-Friction Latch Optional
- UL Listed, 1/2" Throw Solid Brass
- Reversible for RH or LH applications
- ASA Strike Standard
- Heavy Duty Stainless Steel Rose and Lever Trim
- Tamper Resistant Concealed Mounting Set Screws
- 6-Pin Solid Brass Schlage "C" Keyway Standard
- Small Format IC available combined or uncombined, 6 or 7 pin cores with BEST, FALCON, and ARROW. Prefix "IC" before part number.

FEATURES

- For Behavioral and Health Care facilities
- Lever clutch free-wheeling design helps to prevent intentional or accidental hanging.
- The lever rotates when in locked or unlocked position to prevent excessive force and decreases the chance of the lever being broken or damaged
- Anti-vandal cylinder guard is standard, deters forcible removal of cylinder with any type of wrench or hammer
- Different functions available to satisfy individual security and safety requirements

CERTIFICATIONS

- Meets ANSI / BHMA A156.2 Series 4000, Grade 1 Requirements
- UL and cUL listed to Canadian safety standard for A label (3-hour fire door); stamped letter "F" and UL symbol on armor faceplate
- Meets positive pressure requirements UL 10C and UBC 7-2 (1997)
- Meets requirements of the Buy American Act
- Meets requirements of the Americans with Disabilities Act

CAL-ROYAL PRODUCTS, INC. USA

33 (800) 676-9258 | www.cal-royal.com | SEPT 2020

Search

calypso

5 pages found.

p. 17 ... 1. All commercial Grade Hinges, 2. Genesys, Calypso, LRC, Omega, NM, SC Series Grade 1 Lo...

p. 93 ... Calypso Series ...

p. 125 ... EVERSETS Available with Interchangeable Core CALYPSO CLUTCH MECHANISM FIXED THRU BOLT INST...

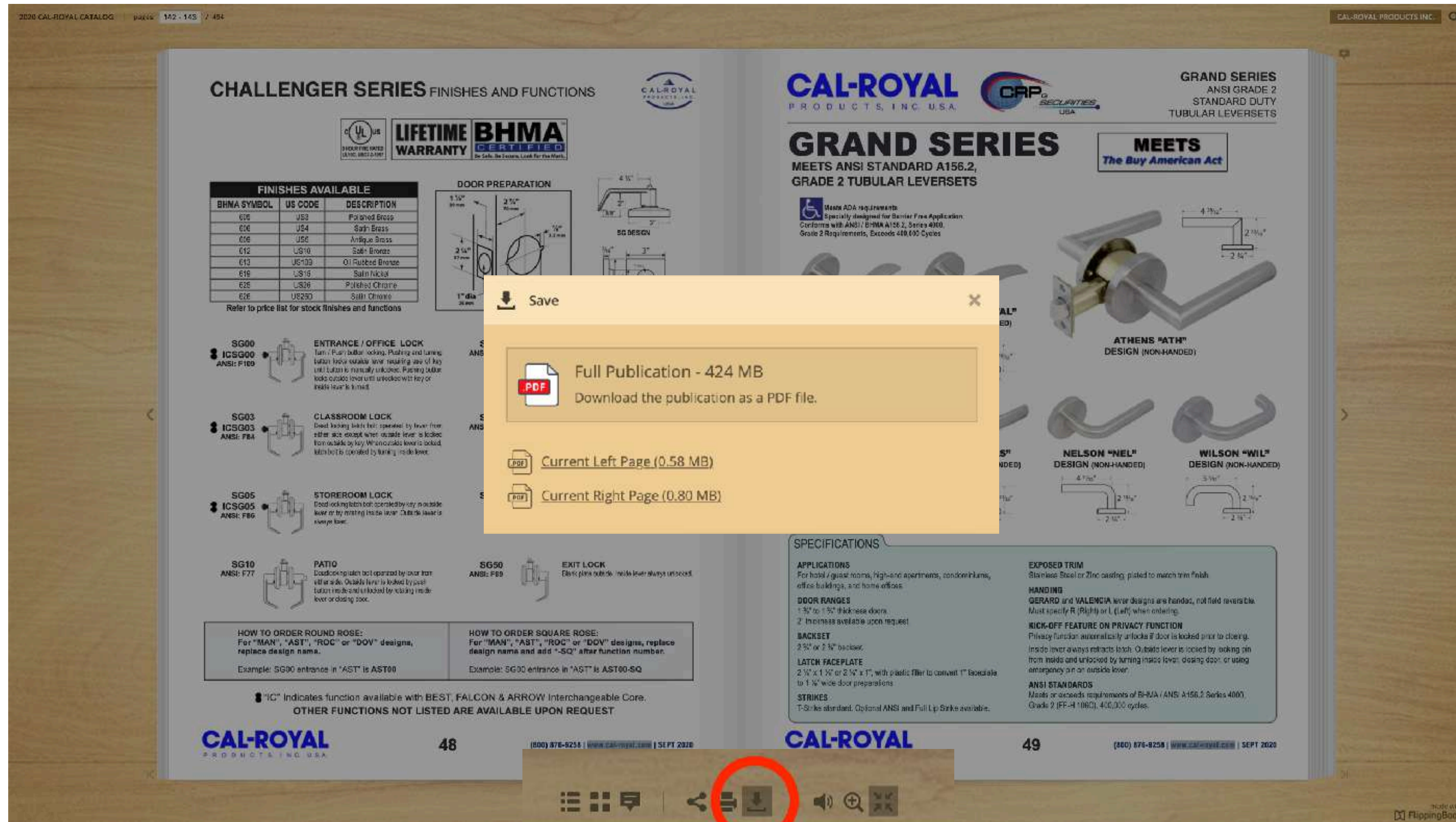
p. 126 ... stock finishes and functions DOOR PREPARATION CALYPSO...

p. 11 ... esys Grade 1 Cylindrical Leversets (Korea) • Calypso Grade 1 Cylindrical Leversets (Taiwan...

Menu bar enlarged for better view

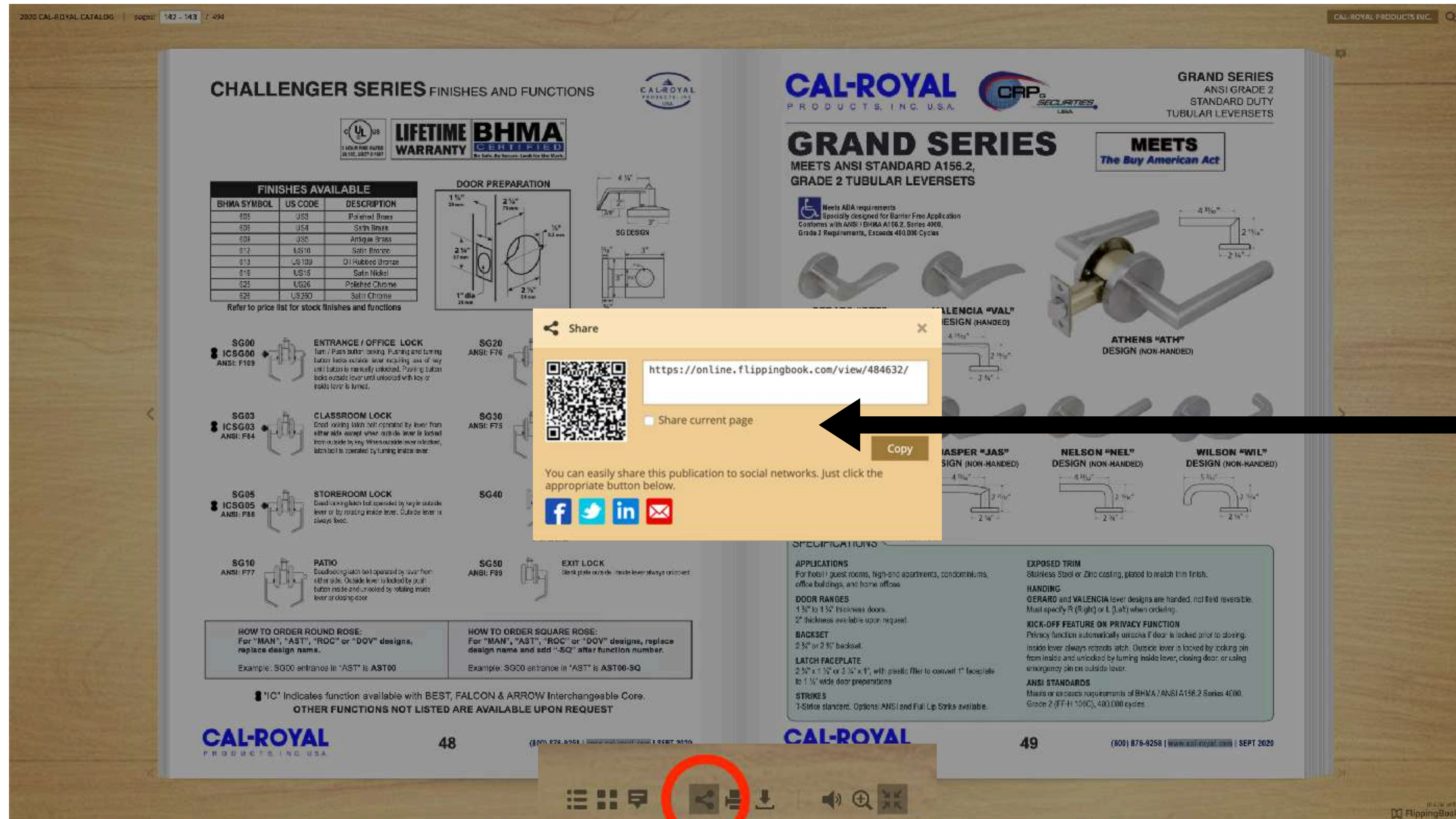
Download Button

Use this button to download the entire catalog or the current page you're viewing.
(Downloads can be onto computers, phones or tablets)



Share Button

Use this button to share the catalog or specific page you're viewing.



Check this box to share the current page you're on.

Menu bar enlarged for better view




Print Button

Use this button to print the current page you're viewing.

2020 CAL-ROYAL CATALOG | pages: 142 - 143 / 484

CAL-ROYAL PRODUCTS, INC.

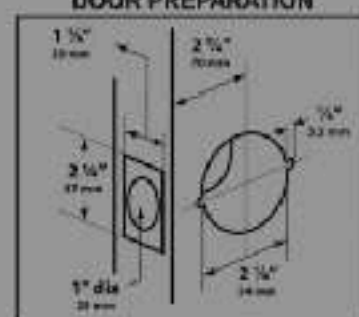
CHALLENGER SERIES FINISHES AND FUNCTIONS







BHMA SYMBOL	US CODE	DESCRIPTION
006	US1	Polished Brass
006	US4	Satin Brass
006	US3	Antique Brass
012	US10	Satin Bronze
013	US10B	Oil Rubbed Bronze
018	US15	Satin Nickel
028	US20	Polished Chrome
028	US20C	Satin Chrome


Refer to price list for stock finishes and functions

DOOR PREPARATION



CAL-ROYAL PRODUCTS, INC. U.S.A.




GRAND SERIES ANSI GRADE 2 STANDARD DUTY TUBULAR LEVERSETS




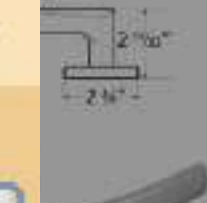


MEETS

The Buy American Act

MEETS ANSI STANDARD A156.2, GRADE 2 TUBULAR LEVERSETS



Meets ADA requirements
Specially designed for Barrier Free Application
Conforms with ANSI A156.2, Series 4000,
Grade 2 Requirements. Exceeds 400,000 Cycles

SG000

ANSI: F169

ENTRANCE / OFFICE LOCK

Turn / Push button locking. Pushing and turning button locks outside lever requiring use of key until button is manually unlocked. Pushing button locks outside lever until unlocked with key or inside lever is turned.

SG03

ANSI: F84

CLASSROOM LOCK

Dead locking latch lock operated by lever from either side except when outside lever is locked from outside by key. When outside lever is locked, latch lock is operated by turning inside lever.

SG05

ANSI: F86

STOREROOM LOCK

Dead locking latch lock operated by key or outside lever or by rotating inside lever. Outside lever is always fixed.

SG10

ANSI: F77

PATIO

Deadlocking latch lock operated by lever from either side. Outside lever is locked by push button inside and unlocked by rotating inside lever or sliding door.

SG20

ANSI: F78

DUMMY LEVER

Single dummy trim for one side of door. Pull only.

SG30

ANSI: F75

DUMMY LEVER

Single dummy trim for one side of door. Pull only.

SG40

ANSI: F88

EXIT LOCK

Blank date outside. Inside lever always unlocked.

HOW TO ORDER ROUND ROSE:

For "MAN", "AST", "ROC" or "DOV" designs, replace design name.

Example: SG000 entrance in "AST" is AST00

HOW TO ORDER SQUARE ROSE:

For "MAN", "AST", "ROC" or "DOV" designs, replace design name and add "SQ" after function number.

Example: SG000 entrance in "AST" is AST00-SQ

OTHER FUNCTIONS NOT LISTED ARE AVAILABLE UPON REQUEST

APPLICATIONS

For hotel / guest rooms, high-end apartments, condominiums, office buildings, and home offices.

DOOR RANGES

1 3/4" to 1 3/4" thickness doors.
2" thickness available upon request.

BACKSET

2 3/4" or 2 1/2" backset.

LATCH FACEPLATE

2 3/4" x 1 1/2" or 2 3/4" x 1", with plastic filler to convert 1" faceplate to 1 1/2" wide door preparations.

STRIKES

T-Strike standard. Optional ANSI and Full Lip Strike available.

EXPOSED TRIM

Stainless Steel or Zinc casting, plated to match trim finish.

HANDING

GERARD and VALENCIA lever designs are handed, not field reversible. Must specify R (Right) or L (Left) when ordering.

KICK-OFF FEATURE ON PRIVACY FUNCTION

Privacy function automatically unlocks if door is locked prior to closing. Inside lever always retracts latch. Outside lever is locked by locking on from inside and unlocked by turning inside lever, closing door, or using emergency pin on outside lever.

ANSI STANDARDS

Meets or exceeds requirements of BHMA / ANSI A156.2 Series 4000, Grade 2 (FF-H 106C), 400,000 cycles.

CAL-ROYAL PRODUCTS, INC. U.S.A.

48

(800) 876-9234 | www.cal-royal.com | SEPT 2020

CAL-ROYAL

49

(800) 876-9234 | www.cal-royal.com | SEPT 2020

Print

Please, choose what you want to print:

✓ Current Left Page (0.68 MB)

Current Right Page (0.80 MB)

Custom Range (424 MB)

Menu bar enlarged for better view

Other Buttons

Sound on/off, Zoom mode, Enter Full Screen (from left to right)

