

# 900 SERIES

ANSI 156.4 Grade 1, Full Cover, Multi-Size Full Feature Closer  
UL Listed, Conforms to Standards UL10C and UBC7-2-1997  
BHMA Certified Lifetime Warranty



**MEETS**  
*The Buy American Act*  
(SPECIFY **MADE IN KOREA** WHEN ORDERING)





**LIFETIME**  
**WARRANTY**



- Cal-Royal's Finest Hydraulic Door Closer Series Meeting The Highest Industry Standards Grade 1
- Heavy-Duty Full Feature Multi-Size Commercial Door Closer For Use In Office Buildings, Shopping Center And Other Commercial Buildings
- Non-Sized, 1 thru 6 FACTORY PRESET SIZE 3
- Door Weights: 30-260 lbs (All Models)
- Adjustable Closing and Latching Speed by Two Separate Regulating Valves
- Optional Adjustable Delayed Action For Handicapped or Elderly



## OPTIONAL ARMS

	
<p align="center"><b>SPAS900</b></p> <ul style="list-style-type: none"> <li>• Super rigid parallel arm stopper</li> <li>• Forged Steel Constructions</li> <li>• Non-handed with stop in soffit shoe</li> <li>• Equivalent to <b>LCN CUSH-N-STOP ARM</b></li> </ul>	<p align="center"><b>HOSRPS/900</b></p> <ul style="list-style-type: none"> <li>• Super rigid parallel arm stopper with hold-open</li> <li>• Forged Steel Constructions</li> <li>• Non-handed with stop in soffit shoe</li> <li>• Handle controls hold-open function</li> <li>• Equivalent to <b>LCN H-CUSH ARM</b></li> </ul>
	
<p align="center"><b>900SPRING</b></p> <ul style="list-style-type: none"> <li>• Super rigid parallel arm stopper</li> <li>• Forged Steel Constructions</li> <li>• Non-handed parallel arm</li> <li>• Spring loaded stop in the soffit shoe</li> <li>• Equivalent to <b>LCN SPRING CUSH ARM</b></li> </ul>	<p align="center"><b>901/902</b></p> <ul style="list-style-type: none"> <li>• Hold-open arm with parallel bracket</li> <li>• Forged Steel Constructions</li> <li>• Non-handed with stop in soffit shoe</li> </ul>

# CR441 SERIES

ANSI 156.4 Grade 1, Full Cover Multi-Size, Full Feature Closer  
UL Listed, Conforms to Standards UL10C and UBC7-2-1997  
BHMA Certified Lifetime Warranty



**MEETS**  
*The Buy American Act*  
(SPECIFY **MADE IN KOREA** WHEN ORDERING)







**LIFETIME  
WARRANTY**

**BHMA**  
**CERTIFIED**  
Be Safe. Be Secure. Look for the Mark.




- Cal-Royal's Finest Hydraulic Door Closer Series Meeting The Highest Industry Standards, Grade 1
- Heavy-Duty Double Lever Arm With Extra Smooth Action Full Feature Multi-Size Commercial Door Closer For Use In Office Buildings, Shopping Centers and other Commercial Buildings
- Non-Sized, 1 thru 6 FACTORY PRESET SIZE 3 Meets ADA
- Door Weights: 30-260 lbs
- Adjustable Closing and Latching Speed by Two Separate Regulating Valves
- Optional Adjustable Delayed Action / Barrier Free for Handicapped Or Elderly

## OPTIONAL ARMS

		
<b>3049HOSPRING</b>	<b>CR3077SPRING</b>	<b>CR3049HOSRPS</b>
<ul style="list-style-type: none"> <li>• Super rigid parallel arm stopper with hold-open</li> <li>• Forged Steel Constructions</li> <li>• Non-handed</li> <li>• Spring loaded stop in soffit shoe</li> <li>• Handle controls hold-open function</li> <li>• Equivalent to <b>LCN SPRING H-CUSH ARM</b></li> </ul>	<ul style="list-style-type: none"> <li>• Super rigid parallel arm stopper</li> <li>• Forged Steel Constructions</li> <li>• Non-handed parallel arm</li> <li>• Spring loaded stop in soffit shoe</li> <li>• Equivalent to <b>LCN SPRING CUSH ARM</b></li> </ul>	<ul style="list-style-type: none"> <li>• Super rigid parallel arm stopper with hold-open</li> <li>• Forged Steel Constructions</li> <li>• Non-handed with stop in soffit shoe</li> <li>• Handle controls hold-open function</li> <li>• Equivalent to <b>LCN H-CUSH ARM</b></li> </ul>
		
<b>CR3077SPAS</b>	<b>CR3049HO</b>	<b>CR3077HDAR</b>
<ul style="list-style-type: none"> <li>• Super rigid parallel arm stopper</li> <li>• Forged Steel Constructions</li> <li>• Non-handed with stop in soffit shoe</li> <li>• Equivalent to <b>LCN CUSH-N-STOP ARM</b></li> </ul>	<ul style="list-style-type: none"> <li>• Hold-open arm with parallel bracket</li> <li>• Forged Steel Constructions</li> <li>• Non-handed with stop in soffit shoe</li> </ul>	<ul style="list-style-type: none"> <li>• Non-handed parallel arm</li> <li>• Forged Steel main arm and forearm</li> <li>• For potentially abusive installations</li> </ul>

# CR801 / CR801S SERIES




ANSI 156.4 Grade 1, Slim / Full Cover Multi-Size, Full Feature Closer  
UL Listed, Conforms to Standards UL10C and UBC7-2-1997  
BHMA Certified Lifetime Warranty



- Cal-Royal's Finest Hydraulic Door Closer Series Meeting the Highest Industry Standards, Grade 1
- Heavy-Duty Double Lever Arm With Extra Smooth Action Full Feature Multi-Size Commercial Door Closer For Use In Office Buildings, Shopping Centers And Other Commercial Buildings
- Non-Sized, 1 thru 6 FACTORY PRESET SIZE 3
- Door Weights: 30-260 lbs (All Models)
- Adjustable Closing and Latching Speed by Two Separate Regulating Valves
- Optional Adjustable Delayed Action / Barrier Free For Handicapped Or Elderly



## OPTIONAL ARMS

		
<p><b>HOSRPS900</b></p>	<p><b>SPAS900</b></p>	<p><b>901/902</b></p>
<ul style="list-style-type: none"> <li>• Super rigid parallel arm stopper with hold-open</li> <li>• Forged Steel Constructions</li> <li>• Non-handed with stop in soffit shoe</li> <li>• Handle controls hold-open function</li> <li>• Equivalent to <b>LCN H-CUSH ARM</b></li> </ul>	<ul style="list-style-type: none"> <li>• Super rigid parallel arm stopper</li> <li>• Forged Steel Constructions</li> <li>• Non-handed with stop in soffit shoe</li> <li>• Equivalent to <b>LCN CUSH-N-STOP ARM</b></li> </ul>	<ul style="list-style-type: none"> <li>• Hold-open arm with parallel bracket</li> <li>• Forged Steel Constructions</li> <li>• Non-handed with stop in soffit shoe</li> </ul>

# 300 SERIES


ANSI 156.4 Grade 1, Full Cover Multi-Size, Full Feature Closer  
UL Listed, Conforms to Standards UL10C and UBC7-2-1997  
Lifetime Warranty



- Meets and Exceeds ANSI Standard 156.4 Grade 1
- Universal Hole Pattern Offering Versatility and Precision Engineering for New and Retrofit Market
- Multi Size and Adjustable Commercial Door Closer Sizes 1 thru 4 and 3 thru 6 Meeting Barrier Free Applications
- **300 PBFCOV:** Non-Sized, Fully Adjustable 1 through 4, (Barrier Free ADA). Full cover. For 30-185 lbs Door Weight
- **300 PCOV:** Non-Sized, Fully Adjustable 3 through 6. Full cover. For 85-260 lbs Door Weight
- Dual Valve, Closing and Latching Speed Controlled by Two Separate Regulating Valves
- Optional Adjustable Delayed Action for Handicapped or Elderly



## OPTIONAL ARMS



301/302

- Hold-Open Arm and Parallel Bracket
- Forged Steel Constructions
- Non-handed