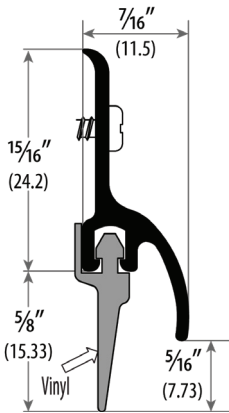
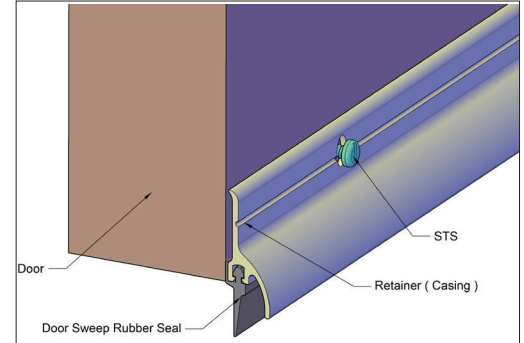


SPECIFICATIONS

- » Door Bottom Sweeps are used to seal the gap at the bottom of the door to prevent infiltration of sound, light, drafts, insects, moisture, smoke or fire.
- » Surface mounted to the face of the door. They are commonly used on the exterior of outswing doors.
- » Made of Extruded Aluminum Retainer with Vinyl or Neoprene Insert.
- » Used on either Wood or Hollow Metal doors.
- » Punched with slotted holes for adjustment.
- » Also available with a rain drip design (*prefix BTSR*), which deflects water.

Testing/Ratings:



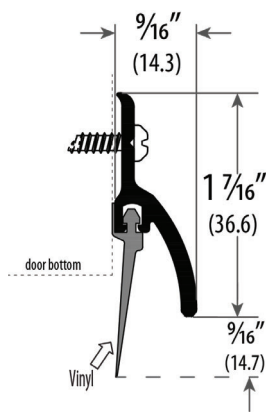
BTSR-107

Finish Options: AV, DV
Length Available: 36", 48"

Width: 7/16" (11.5mm)
Profile Height: 1 1/4" (31.8mm)

Total Height: 1 9/16" (39.5mm)

Comes Standard with:
#6 x 5/8" PPHSMS



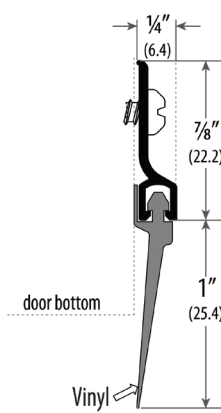
BTSR-108

Finish Options: AV, DV
Length Available: 36", 48"

Width: 9/16" (14.3mm)
Profile Height: 1 7/16" (36.6mm)

Total Height: 2" (51.3mm)

Comes Standard with:
#6 x 5/8" PPHSMS



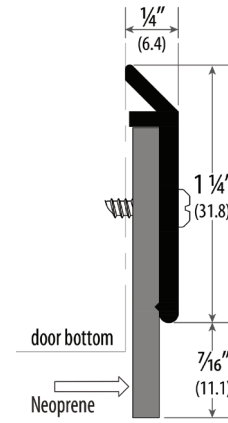
BTS-103

Finish Options: AV, DV
Length Available: 36", 48"

Width: 1/4" (6.4mm)
Profile Height: 7/8" (22.2mm)

Insert Height: 1" (25.4mm)
Total Height: 1 7/8" (47.6mm)

Comes Standard with:
#6 x 5/8" PPHSMS



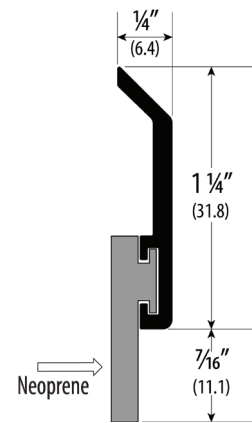
BTN-112

Finish Options: AN, DN
Length Available: 36", 48"

Width: 1/4" (6.4mm)
Profile Height: 1 1/4" (31.8mm)

Total Height: 1 11/16" (42.9mm)

Comes Standard with:
#6 x 5/8" PPHSMS



BTN-133

Finish Options: AN, DN
Length Available: 36", 48"

Width: 1/4" (6.4mm)
Profile Height: 1 1/4" (31.8mm)

Total Height: 1 11/16" (42.9mm)

Comes Standard with:
#6 x 5/8" PPHSMS

Note: Products shown in this section are not drawn to scale. | Available Finishes: AN (Mill Finish Aluminum with Neoprene Insert) |

DN (Dark Bronze Anodized Aluminum with Neoprene Insert) | AV (Mill Finish Aluminum with Vinyl Insert) | DV (Dark Bronze Anodized Aluminum with Vinyl Insert)