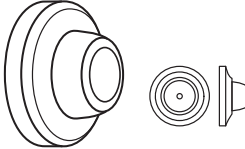
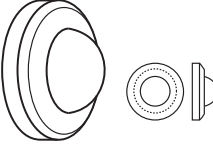
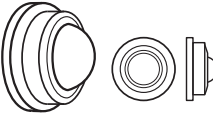






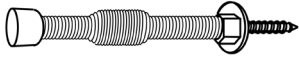

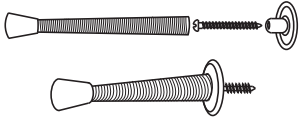

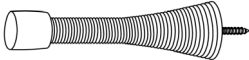

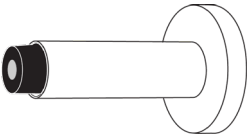

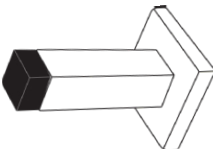
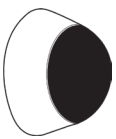


WALL DOOR STOPS / BUMPERS

ILLUSTRATION	ITEM NO	DESCRIPTION	FINISH	INNER QTY	MASTER QTY
	WB26	Solid Brass or Stainless Steel (US32D) Concave Wall Stop, 2 1/2" Diameter, 1 3/16" Projection, Toggle & RP. ANSI / BHMA 156.16 L12251	US32D US3, 4, 5, 10, US10B, 15A, US26, 19	50	300
	CONWB42	Solid Brass or Stainless Steel (US32D) Convex Wall Stop, 2 1/2" Diameter, 1 3/16" Projection, Toggle & RP. ANSI / BHMA 156.16 L12101	US32D US3, 4, 10, US10B, 26,	50	300
	SWB	Solid Brass Convex Wall Stop, 1" Diameter, 1/2" Projection Concealed Mounting. Comparable to IVES #404, ANSI / BHMA L02101	US3, 4, 10B, US15, 15A, US26, 26D, 19	50	500
	CWS18	Commercial Grade Wall Door Stop For High Traffic Conditions. Solid cast brass or bronze heavy duty Construction. Includes mounting hardware for all wall construction applications. Overall projection of unit is 3 5/8", Base Diameter is 2 1/4". ANSI: A156.16, BHMA, L12021, FED SPEC: 1320E	US3 US26D US10B	10	50
	4CWS-21	Commercial Grade Wall Door Stop For High Traffic Conditions. Solid cast brass. Includes mounting hardware for all wall construction applications. Overall projection of unit is 3 5/8", Base Diameter is 2 1/4". ANSI: A156.16, BHMA, L12021, FED SPEC: 1320E	US26D US10B	10	100
	CURB19	Solid Brass Curved Roller Stop ANSI / BHMA 156.16, L02211 Height (Base): 1 3/4", Width (Base): 2 1/4" Projection: 2 3/4"	US3, 4, US10B, US26D	10	100
	SRB82	Solid Brass Straight Roller Stop ANSI / BHMA 156.16, L02191 Base: 2" Diameter Projection: 4 1/4"	US3, 4, US10B, US26D	10	100
	SBRS3	3" Solid Brass Rigid Door Stop, Packed with Both White and Black Rubber Tips Comparable to IVES #64.	US3, 5, 15, 15A US26, 26D US10B US1	50	200
	SBRS4	4" Solid Brass Rigid Door Stop, Packed with Both White and Black Rubber Tips Comparable to IVES #64.	US3, 5, 26, 26D US15, 15A, 10B US1	50	200

WALL DOOR STOPS / BUMPERS

ILLUSTRATION	ITEM NO	DESCRIPTION	FINISH	INNER QTY	MASTER QTY
	FS89	3" Flexible Door Stop With Fixed Screw. Diecast Base, One Piece Style.	US3, 5, 26, US15, 15A, US10B	100	1000
	RS92	3" Cast Rigid Door Stop With Molded Screw.	US3, 5, 26 US26D, 10B, US15, 15A	100	1000
	SOFS3	3" Heavy Duty Flexible Snap On Door Stop 3 Pieces, Steel Base. Comparable to IVES #060.	US3, 5, 26 US15, 15A, US10B	100	1000
	HDFS3	3 1/8" Heavy Duty Flexible Door Stop with Screw and Metal Base.	US3, 5, 26, US15, 15A, US10B US1	100	600
	JFS13	3 3/4" Heavy Duty Jumbo Spring Door Stop with Screw and Metal Base.	US3, 5, 26, US15, 15A, US10B US1	100	600
	JRS34	4" Diecast Jumbo Rigid Door Stop with Molded Screw.	US3, 5, 26, US15, 15A US10B	100	500
	WSPR-02	Stainless Steel, Wall Door Stop Also can be Used as Coat Hook Projection: 3 1/8" Fastener: 4 x 1" Wood Screw with Plastic Plug	US32D US32	10	100
	WSNP-04	Stainless Steel, Wall Door Stop Projection: 2 7/8" Fastener: 10 x 1 1/2" Wood Screw with Plastic Plug	US32D US32	20	200
	WSPS-01	Stainless Steel, Wall Door Stop Also can be Used as Coat Hook Projection: 3 1/8" Fastener: 6 x 1" Wood Screw with Plastic Plug	US32D US32	10	100
	WBC-06	Stainless Steel, Wall Door Stop 1 1/2" Diameter; Projection: 15/16" Fastener: 8 x 1" Wood Screw with Plastic Plug	US32D US32	15	150