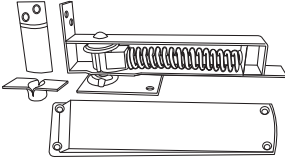


DOUBLE-ACTING FLOOR SPRING HINGE

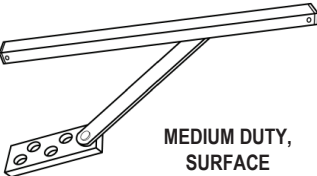



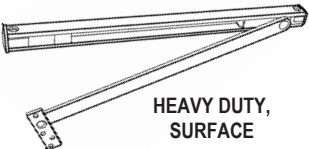



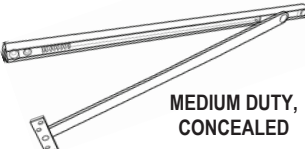



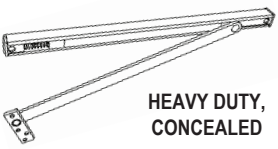

ILLUSTRATION	ITEM NO	DESCRIPTION	FINISH	INNER QTY	MASTER QTY	UNIT
	DAFH8	ANSI / BHMA L04081 Heavy Duty Ball Bearing Type with 90° Hold Open. Door Range 1 1/8" – 1 3/4". Can Hold Doors up to 90 lbs.	US3, 5, 10B, US15, 26D	1	10	Each

CRASH CHAINS AND BOLTS

	CCD30	Single Spring Crash Chain Door Guard, No Vinyl , 21 3/4" Chain	Zinc	10	120	Each
	CDV24	Single Spring Crash Chain Door Guard, With Vinyl , 21 3/4" Chain	Zinc	10	120	
	HDCDV-48	Super Heavy Duty Chain Door Stop with Vinyl Cover, Comparable to IVES #115. For Heavy Commercial Doors. ANSI / BHMA L02222; Length: 33"	US26D	1	50	Each
	CB6	24" Chain Bolt Hardened Steel, Supplement to a regular door lock for added security. Included: Packed in individual poly-bagged with strikes and screws.	Zinc	10	50	Each

OVERHEAD DOOR HOLDER AND STOPS

**Non-stock finishes and sizes available with factory lead time and subject to minimum order quantity. Consult Factory.*

	CR552S	Surface Overhead Door Stop Only UL-listed SIZE 2, 23 1/16" - 27"		US26D		Each	
	CR553S	SIZE 3, 27 1/16" - 33"					
	CR554S	SIZE 4, 33 1/16" - 39"					
	CR555S	SIZE 5, 39 1/16" - 45"					
	CR552H	Surface Overhead Door Holder with Hold-Open SIZE 2, 23 1/16" - 27"		US32D	1	10	
	CR553H	SIZE 3, 27 1/16" - 33"					
	CR554H	SIZE 4, 33 1/16" - 39"		NON-STOCK FINISHES (US32, 10B, 3, 4)			Each
	CR555H	SIZE 5, 39 1/16" - 45"					
	HD662S	Surface Overhead Door Stop Only UL-listed SIZE 2, 24" - 28"		US32D		Each	
	HD664S	SIZE 4, 33 1/16" - 38"					
	HD666S	SIZE 6, 43 1/16" - 48"			1	10	
	HD664H	Surface Overhead Door Holder with Hold-Open SIZE 4, 33 1/16" - 38"		NON-STOCK FINISHES (US32, 10B, 3, 4)		Each	
	CON772S	Concealed Overhead Door Stop Only, UL-listed SIZE 2, 18" - 24"		US32D		Each	
	CON774S	SIZE 4, 30 1/16" - 36"					
	CON776S	SIZE 6, 42 1/16" - 48"			1	10	
	CON774H	Concealed Overhead Door Holder with Hold-Open SIZE 4, 30 1/16" - 36"		NON-STOCK FINISHES (US32, 10B, 3, 4)		Each	
	CON882S	Concealed Overhead Door Stop Only, UL-listed SIZE 2, 24" - 28"		US32D		Each	
	CON884S	SIZE 4, 33 1/16" - 38"					
	CON886S	SIZE 6, 43 1/16" - 48"			1	10	
	CON884H	Concealed Overhead Door Holder with Hold-Open SIZE 4, 33 1/16" - 38"		NON-STOCK FINISHES (US32, 10B, 3, 4)			Each