

JE-40C

DIGITAL TOUCH SCREEN / RFID / SMART CONNECT
DEADBOLT LOCK WITH CLUTCH LOCKING MECHANISM



MEETS
The Buy American Act



FEATURES:

OPTIONAL SMART CONNECT MODULE FEATURES:

- MOBILE APP FOR ANDROID & APPLE. DOWNLOAD THE EXPERIENSMART APP
- 1000 AUDIT TRAIL ENTRIES
- MASTER CODE
- 500 USER CODES PER LOCK
- 500 RFID CARD/KEYFOB PER LOCK
- 2 ONE TIME USER CODES
- 4-6 DIGIT CODE COMBINATION
- PASSAGE MODE
- WEATHER RESISTANT
- 9V BATTERY EMERGENCY PORT
- ANTI-TAMPER LOCK-OUT
- LOCK-OUT MODE
- CLUTCH LOCKING MECHANISM
- NON-HANDED, REVERSIBLE
- PROXIMITY RFID CARD (13.56 MHz)
- RFID KEYFOB (Optional)
- TOUCH SCREEN TO WAKE UP OR LOCK DOOR
- 2 YEAR WARRANTY



9-VOLT BATTERY
TERMINAL




INTERIOR



SMART CONNECT MODULE
(See next page on
how to order Lock with
Smart Connect Module)



RFID KEYFOB
(Optional)



PROXIMITY RFID CARD
(Standard)

SPECIFICATIONS

APPLICATIONS

For offices, apartments, condo units, residential, commercial and public buildings

DOOR RANGES

1 3/8" to 1 3/4" standard

DEADBOLT

UL-Listed, 2 3/4" or 2 3/8" Adjustable Backset Latch, 1" Throw. Brass with hardened steel pin insert.

LATCH FACEPLATE

Standard 2 1/2" x 1" face plate, packed with 1/8" plastic filler for 1 1/8" door preparations.

STRIKES

2 3/4" x 1 1/8" square corner deadbolt strike. Packed with (2pcs) 3" screws and wood frame reinforcer.

ANSI STANDARDS

Meets ANSI / BHMA A156.5, Grade 2 requirements

CLUTCH

Clutch technology allows turning of thumb turn without retracting latch, thus prolonging the life of the lock by reducing stress on the spindle and other parts.

PROXIMITY RFID CARD (STANDARD)

2 pcs. included. Compatible with existing MIFARE infrastructures. Operates at 13.56 MHz in accordance with ISO 14443A. Inductive distance up to 1 3/16".

RFID KEYFOB (OPTIONAL)

Operates at 13.56 MHz in accordance with ISO 14443A. Inductive distance up to 1 3/16".

POWER SUPPLY

4 AA 1.5V Alkaline Batteries (comes standard in packaging)

SMARTPHONE CONNECTIVITY (OPTIONAL)

Lock can be managed / synced using the ExperienSmart app for both Apple & Android phones. (Smart Connect Module installation required)

WEATHER RESISTANT

All models are weather resistant for temperature ranges of -30°F ~ 150°F (-35°C ~ 66°C) at 85% relative humidity..

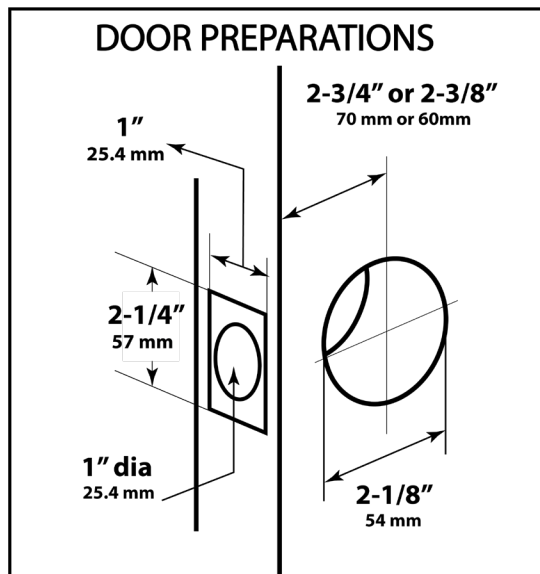
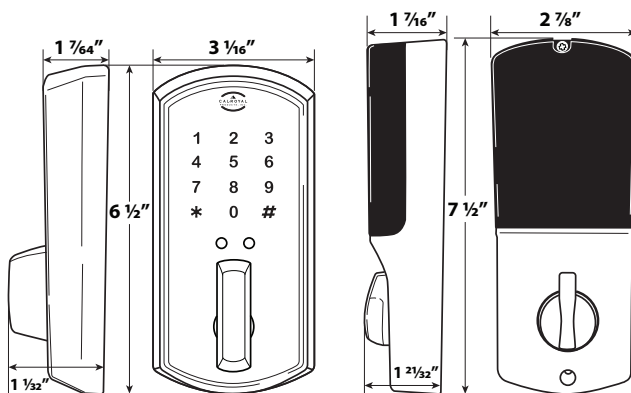
TOUCH SCREEN

Responds to human touch enabling convenient entrance or access to programming menu. After operation has been completed, the lock reverts to sleep mode.

FINISHES AVAILABLE		
BHMA SYMBOL	US CODE	DESCRIPTION
622	US1	Flat Black Coated
626	US26D	Satin Chrome
619	US15	Satin Nickel
613	US10B	Oil Rubbed Bronze
606	US4	Satin Brass
605	US3	Bright Brass
625	US26	Bright Chrome

Refer to price list for stock finishes and functions

DIMENSIONS



HOW TO ORDER:

- JE-40C without Smart Connect Module, use item # **JE-40C**
- JE-40C with Smart Connect Module, use item # **JE-40C-SCM**

FEATURES

- **RFID Card (item#: CRPRFID)** - Compatible with existing MIFARE infrastructures. Operates at 13.56 MHz in accordance with ISO14443A. Inductive distance up to 1 3/16". Included in standard packaging.
- **RFID Keyfob (item#: RFID-DFE)** - Dual frequency enamel fobs, operates at 125 KHz + 13.56 MHz.
- **Touch Screen (Lock Activation)** - Touch the screen to activate lock. Enter the PIN code when while the number pad is illuminated. Also same as using the RFID card/keyfob.
- **User PIN Code** - This feature only opens the lock by entering the code on the touch pad. It won't be able to program or change settings. This lock can accommodate up to 500 RFID Card /Keyfob and 500 User PIN codes each, 4 to 6 digit code combination.
- **Smart Connect Module (item#: CR6000-BLE)** - Optional device used for managing locks via the ExperienSmart app, 8m-10m detection range.
- **Access Log (Audit Trail)** - the ExperienSmart app features a 24/7 activity log, so you can keep track of who accessed the lock. A timestamped access log can be saved as an excel file via email. 1000 audit trail entries.
- **Anti-Tamper Lock-Out** - The lock will shut down for 60 seconds and not allow operation, if invalid code is entered 5 times in succession to prevent tampering.
- **Beep & LED Indicators** - These indicators can either be programmed for different settings. This feature is useful in making sure that every keypress was successfully entered.
- **Lock-Out Mode** - This feature is enabled by the Master PIN Code. When enabled, it restricts all User PIN codes and RFID CARD / KEYFOB access except Master PIN code. The padlock icon will appear on the screen when the unit is in lock-out mode.
- **Low Battery Warning** - the low battery icon on the screen will blink when battery power is low.
- **Master PIN Code** - Use for programming the lock and entering User PIN codes. Can also be use to open the lock and reset to factory settings.
- **NFC (Near Field Communication) Interface** - NFC compatible for android phones.
- **One-Time User PIN Code** - Can only be used once. This lock can store up to 2 one-time User PIN code simultaneously.
- **Passage Mode** - Enabling passage mode allows continuous entry for non-restricted traffic. Passage mode can either be enabled or disabled by the Master Pin code. When in passage mode, the unlocked padlock icon will appear on the screen.
- **Re-Lock Time** - When the code is successfully entered and the device unlocks, it will automatically relock after 5 seconds by default. Through feature settings, the re-lock time may be changed from 10 to 90 seconds.
- **Weather Resistant** - JE-40C is weather resistant for temperature ranges of -30°F ~ 150°F (-35°C ~ +66°C).