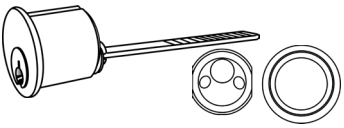
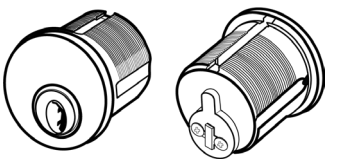
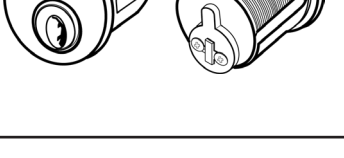
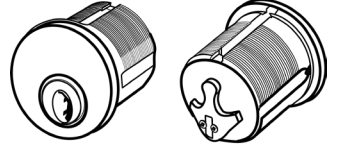







RIM AND MORTISE CYLINDERS . . .

6-pin SCHLAGE "C" KEYWAY MORTISE AND RIM CYLINDERS					
ILLUSTRATION	ITEM #	DESCRIPTION	FINISH	UNIT	
	CX96RIMKD	6-pin Schlage "C" keyway 1 1/8" Rim Cylinder with mounting plate & screws	US26D	(EACH)	
			US10B,3		
	AMORTCYL118	6-pin Schlage "C" Keyway Mortise Cylinder 1 1/8" length, with ADAMS RITE cam	US26D		
			US10B,3		
	AMORTCYL114	6-pin Schlage "C" Keyway Mortise Cylinder 1 1/4" length, with ADAMS RITE cam	US26D		
			US10B,3		
	CMORTCYL118	6-pin Schlage "C" Keyway Mortise Cylinder 1 1/8" length, with CLOVER LEAF cam	US26D		
			US10B,3		
	CMORTCYL114	6-pin Schlage "C" Keyway Mortise Cylinder 1 1/4" length, with CLOVER LEAF cam	US26D		
			US10B,3		
6-pin SCHLAGE "C" KEYWAY EUROPEAN PROFILE MORTISE CYLINDERS					
	SINGLE CYLINDER	KE-SCC-S-A	Single Cylinder 45mm Schlage "C", 6-pin rekeyable	US15	(EACH)
		KE-SCC-D-C	Double Cylinder 60mm Schlage "C", 6-pin rekeyable		
	DOUBLE CYLINDER	KE-SCC-D-D	Double Cylinder 70mm Schlage "C", 6-pin rekeyable		
		KE-SCC-C-C	Single Cylinder with turn 60mm Schlage "C", 6-pin rekeyable		
	SINGLE CYLINDER WITH TURN	KE-SCC-C-D	Single Cylinder with turn 70mm Schlage "C", 6-pin rekeyable		
		KE-P-C	Bathroom Cylinder 60mm		
	BATHROOM CYLINDER	KE-P-D	Bathroom Cylinder 70mm		
		EASY REMOVABLE SCREW FOR RE-KEYING			

► For Keying see page L131