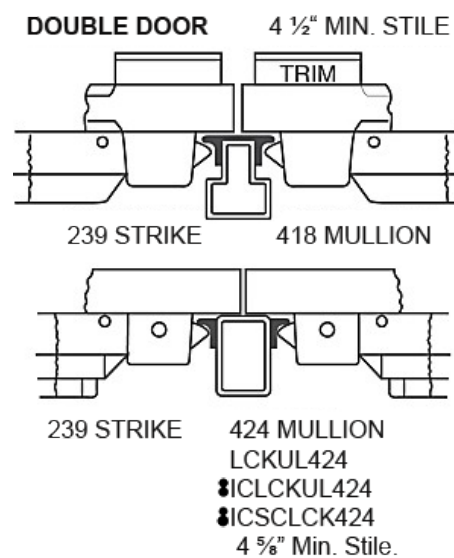
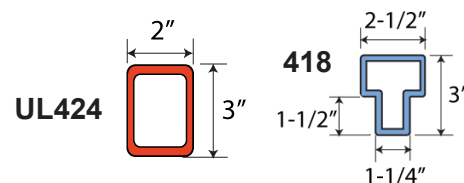
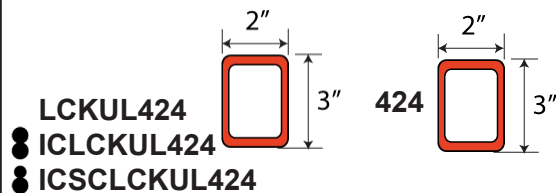



Removable and Lockable Mullions



MODEL #	DESCRIPTION
NON-FIRE RATED APPLICATIONS	
418	Removable extruded aluminum mullion includes top and bottom retainer supplied as a stock 96" for non-fire rated applications.
FIRE-RATED APPLICATIONS	
424	Fire Exit Mullion. 2" x 3" x 8' steel tubing round corner, iron construction with iron top and bottom retainers. To be used with two rim type devices on two independent active doors with full double door openings.
UL424	UL-Listed Fire Exit Mullion. 2" x 3" x 8' steel tubing round corner, iron construction with iron top and bottom retainers. To be used with two rim type devices on two independent active doors with full double door openings.
LCKUL424	Lockable. UL-Listed Fire Exit Mullion. 2" x 3" x 8' steel tubing round corner, iron construction with iron top and bottom retainers. To be used with two rim type devices on two independent active doors with full double door openings. Schlage C keyway.
ICLCKUL424	Lockable. UL-Listed Fire Exit Mullion. 2" x 3" x 8' steel tubing round corner, iron construction with iron top and bottom retainers. To be used with two rim type devices on two independent active doors with full double door openings. Interchangeable core locks will accept compatible 6 or 7 pin cores with BEST, FALCON and ARROW .
ICSC LCKUL424	Lockable. UL-Listed Fire Exit Mullion. 2" x 3" x 8' steel tubing round corner, iron construction with iron top and bottom retainers. To be used with two rim type devices on two independent active doors with full double door openings. Function available with Full size format, Schlage Interchangeable Core.
ACCESSORIES	
418 BRACKETS	Top and bottom brackets with screw for 418 mullion
424 BRACKETS	Top and bottom brackets with screw for 424 mullion
UL424 BRACKETS	Top and bottom brackets with screw for UL424 mullion