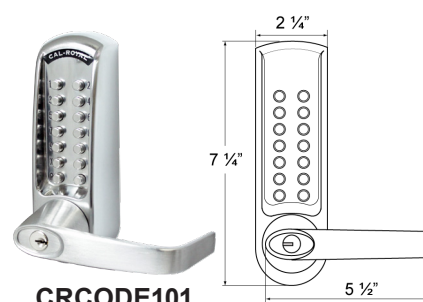


Heavy Duty Digital Exit Trims

MECHANICAL CRCODE101

Features

- Heavy Duty
- Designed for 6600, 7700 and 9800 Series
- Grade 1 Rim and Surface Vertical Rod Exit Devices
- Single Code (up to 8000 code combinations)
- Weather-Resistant finish
- Code can be changed anytime without dismounting
- Full size, Non-Handed lever handle
- Easy Installation
- Reversible Handing

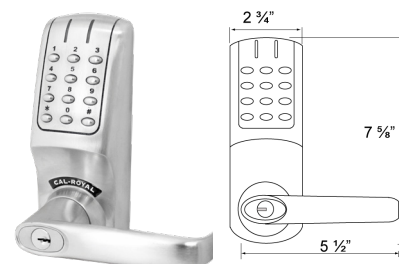


CRCODE101

ELECTRONIC CRCODE007

Features

- Dual mode for code free entry either mechanically by key or electronically thru the keypad
- Designed for 6600, 7700 and 9800 Series Rim Exit Devices
- Can store up to 90 different numeric user codes in 4, 5 or 6 digits
- Settings remain in memory when batteries are removed
- Audible alarm sounds after 3 incorrect attempts
- Connections available for remote release switch and automatic lock activation when linked to Fire alarm system
- Can be used as STOREROOM or CLASSROOM function
- Factory default set as STOREROOM function
- Fast and easy programming via master code

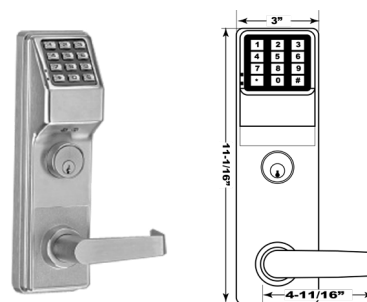


CRCODE007

CR5000 TRILOGY® KEYLESS EXIT TRIM

Features

- Clutch mechanism insures long life and durability
- Fingertip and / or Windows programmable
- 2000 User Codes: Master, manager, supervisor and users
- Real Time Clock for up to 40,000 Event Time / Date-Stamped Audit Trail
- Up to 500 Lock / Unlock Schedules (with Time Zone Support)
- Rugged 12-Button Metal Keypad
- Non-Handed; Fully Field Reversible
- Adaptable to most major manufacturers of standard RIM and IC RIM Cylinders
- Battery operated; uses 5 AA batteries
- Optional Interchangeable Core available with Best, Falcon & Arrow

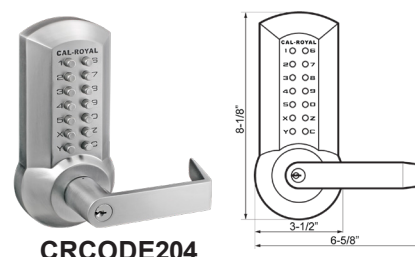


CR5000

MECHANICAL CRCODE204

Features

- Breakaway Lever Design
- Easy On-Door Code Change
- Weather Resistant
- Code-Free Option (Passage)
- Non-Handed
- 1 - 12 digit Length Code
- Thousands of Possible Code Combinations
- Single Code User
- Applications: Offices, Schools, Hospitals, Apartments, Hotels / Motels, Residential, Commercial and Public Buildings
- Door Thickness: 1 3/4" - 2"



CRCODE204

KABA® - Cal-Royal Combination

Cal-Royal's Exit hardware devices combined with Kaba InSync CP provide a variety of alternatives when addressing community access control. Recommended for applications such as controlling building entry openings, common area rooms and doors with exit devices. InSync CP are available as stand-alone battery operated door locks designed to work in conjunction with Cal-Royal's Exit Hardware Devices.

KABA InSync CP is not sold through CAL-ROYAL. For inquiries and information on InSync line of products please visit www.kabamultihousing.com

