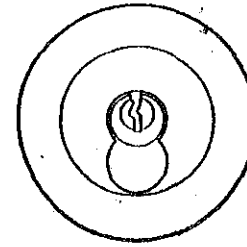
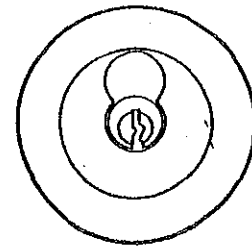


INSTRUCTIONS FOR CHANGING HAND OF THIS INTERCHANGEABLE CORE LOCK

The Keyed Knob of this lock is reversible for right hand or left hand doors. If necessary to change the hand of lock so that keyway will be right side up, follow these instructions.



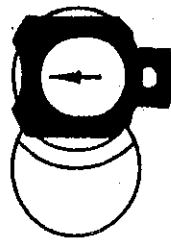
INCORRECT



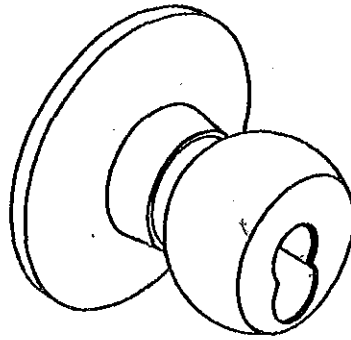
CORRECT

1. REMOVE OUTSIDE KNOB

- a. Insert screw driver into Figure "8" core hole and into knob keeper. Depress knob keeper.
- b. Slide keyed knob off sleeve.



a



b

2. REPLACE KNOB

With "Figure 8" hole of knob in UP position, depress Knob Keeper and push knob until knob keeper engages with knob.

