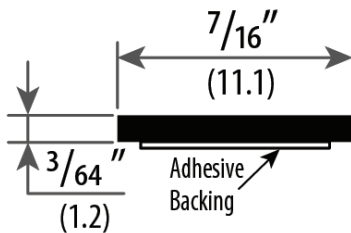




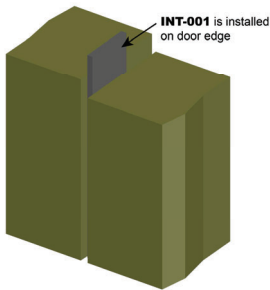
## INT-001 Intumescent Adhesive Gasketing



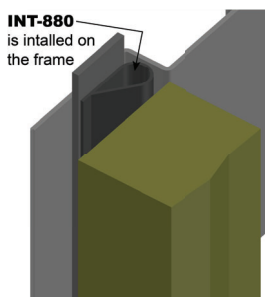
ITEM/FINISH:

**INT-001**

LENGTH: 17" & 25"  
ADHESIVE-BACKED  
INTUMESCENT,  
BLACK & WHITE



**FOR MEETING STILE  
APPLICATIONS**



**FOR FRAME  
APPLICATIONS**

# Weather Seal Door Accessories

## INT-001 Intumescent Adhesive Gasketing

### Installation Guidelines for **INT-001** Intumescent Adhesive Gasketing

#### Door Frame Preparation:

Clean the door frame thoroughly with a good cleaning agent that removes any particles that can affect the adherence of the gasket, dust, or cleanser build-up. Check the frame surface if it is completely dry before installation. Always use a cleaning agent that is not a petroleum base.

#### Preferred schedule for installation:

The best time (schedule) to install the **ADHESIVE GASKET** is when most of the major work in construction has been completed or change occupancy maintenance field of work. Where area is already in the cleaning phase of the project time table. This is important to avoid foreign particles on the frame and the adhesive during installation.

#### Important Reminder and Notice:

1. When handling the adhesive gasket, avoid extending or expanding the item. It may deform in size or affect the quality of the item.
2. Apply steady straight pressure when installing the gasket. Use appropriate tools like seam roller to strengthen the gasket.
3. Avoid expanding the material when applying pressure using roller.
4. Inspect the gasket adhesion after a few hours that it has been installed.
5. Make sure to apply enough pressure when putting the gasket in the **HEAD JAMB**.

#### Packaging includes:

- Frame cleaner
- Seal sticker

#### Tools Required:

- Cutting tools
- Rugs

#### TESTING / RATINGS:

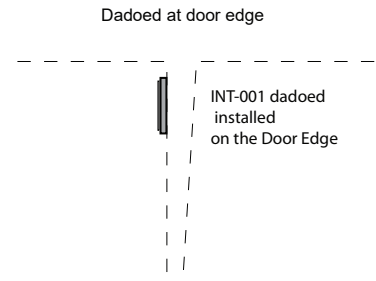
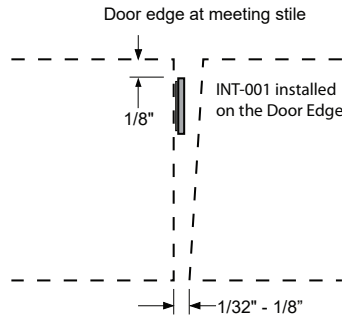
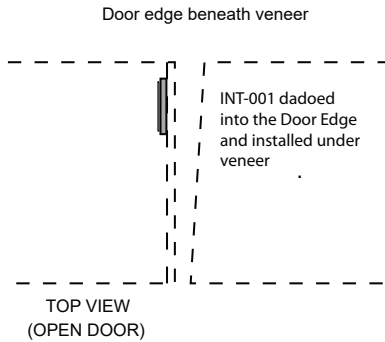


GASKETING MATERIAL FOR FIRE DOORS INTENDED FOR APPLICATION TO  
UL LISTED STEEL FRAMES AND/OR CLASSIFIED STEEL COVERED COMPOSITE TYPE,  
AND HOLLOW METAL TYPE FIRE DOORS RATED UP TO 3HRS;  
WOOD AND PLASTIC COVERED COMPOSITE TYPE FIRE DOORS RATED UP TO 1-1/2 HRS;  
AND WOOD CORE TYPE FIRE DOORS RATED UP TO 20 MINUTES.  
43ZY

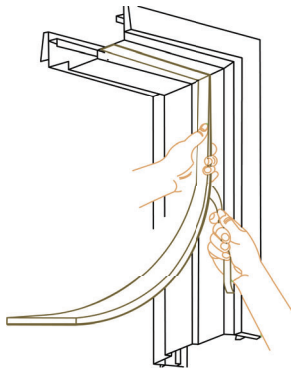
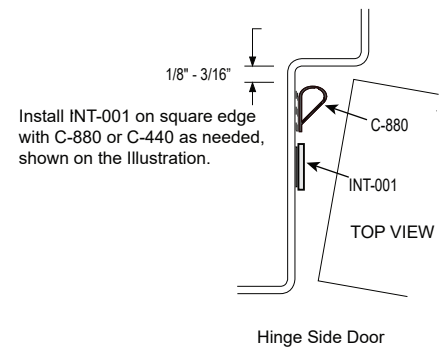
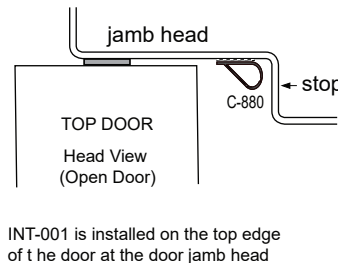
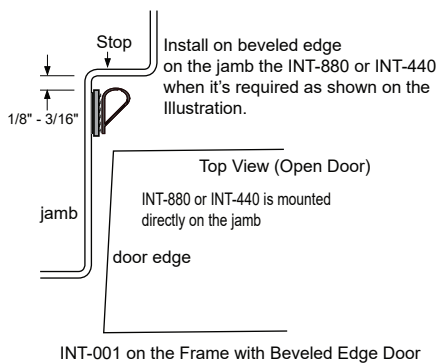
# Installation Guidelines Continued:

## Installation Procedure:

### For Meeting Stile Applications



### For Frame Applications



**Note: Installing in different layout around the door jamb (head, hinge jamb, & strike jamb) is applicable as long as the door would be able to operate properly.**