



HEAVY DUTY ANSI 156.36 GRADE 1 SMALL LOCK CASE	NM SERIES MORTISE DEADBOLTS	HEAVY DUTY ANSI 156.36 GRADE 1 FULL MORTISE
---	--	--







Lock Case:
3 15/16" x 3 5/8" x 1"
(100 mm x 92 mm x 25 mm)

Faceplate:
1 1/4" x 5 19/32" x 7/32"
(32 mm x 142 mm x 6 mm)




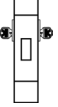

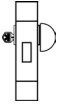

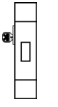

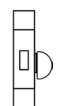

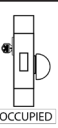
Strike:
1 1/8" x 3 1/2" (29 mm x 89 mm)

- Any door in commercial or institutional buildings where the best auxiliary Mortise deadbolt locks are required
 - **Backset:** 2 3/4" (70 mm)
 - **Door Range:** 1 3/4" (44 mm), available to 2 1/4" (57 mm). Specify thickness if other than 1 3/4"
 - **Deadbolt:** 1" (25 mm) throw, stainless steel, can withstand cutting or sawing
 - **Cylinder:** 1 1/8" Mortise cylinder Schlage "C" (standard). Otherwise specify
 - **Heavy Gauge Steel Lock Case**
 - **Brass Deadbolt with Hardened Steel Inserts 1" Throw**
 - **Architectural Finishes including stainless steel available**
- Mortise Cylinder**
- Cylinder length is 1 1/8"
 - (under shoulder including cam)
 - With clover leaf cam
- 










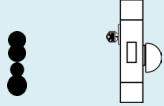
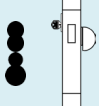
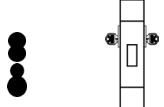
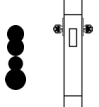
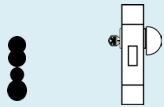
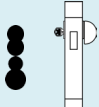
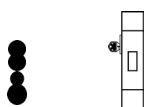
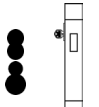
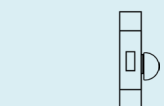
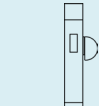
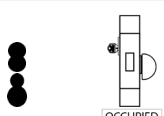
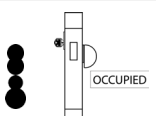

NM SERIES	
LOCK CASE	4" x 5 3/4" x 1" 102 mm x 146 mm x 25.4 mm
FACE PLATE	1 1/4" x 8" x 1/8" 32 mm x 203 mm x 3.175 mm
STRIKE	1 1/4" x 4 1/8" 32 mm x 124 mm

MODEL #		FUNCTIONS		MODEL #
SM4608 ANSI E06071		Cylinder and Thumbturn Deadbolt thrown or retracted by key outside or thumbturn inside		M8460 ANSI F17
SM4628 ANSI E06061		Double Cylinder Deadbolt operated by key on either side		M8462 ANSI F16
SM4638 ANSI E06091		Classroom Lock Deadbolt thrown or retracted by key from outside. Inside cylinder turn retracts deadbolt but cannot project it. Specify handing.		M8463 ANSI F29
SM4648 ANSI E06081		Cylinder Lock Deadbolt thrown or retracted by key from one side. No trim on opposite side		M8464 ANSI F18
SM4808		Door Bolt Deadbolt thrown or retracted by thumbturn from one side. No trim on opposite side		M8480
SM4968		Deadbolt With "Occupied" Indicator Deadbolt thrown or retracted by key outside or thumbturn inside. When deadbolt is thrown "OCCUPIED" plate is displayed		M8496

<p>PACKAGING INCLUDES</p> <ul style="list-style-type: none"> • UL listed single point latch • Standard "C", 6 pin cylinder • Non-handed strike 	<p>OPTIONAL INTERCHANGEABLE CORE</p> <ul style="list-style-type: none"> • For Best, Falcon and Arrow Interchangeable Core prefix "IC" before Part#. (Mortise housing Part# ICH961387) • For Schlage Large Format Interchangeable Core prefix "ICSC" before Part#. For Corbin / Russwin Large Format Interchangeable Core prefix "ICCR" before Part#. For Sargent Large Format Interchangeable Core prefix "ICSA" before Part#. For Yale Large Format Interchangeable Core prefix "ICYA" before Part#. (Mortise housing Part# 7000ICMC)
--	--



ADDITIONAL KEYWAYS
6 pin solid brass "C" keyway standard. Optional: Schlage E, Schlage C-K, Russwin D1-2-3-4, Corbin 59 / 60, Sargent LA-LB-LC, Falcon / Weiser E, Arrow A, Yale 8, Yale GA and Kwikset. Can also accept Medeco, Assa, Kaba and Cal-Royal HSK High Security Cylinders.

HEAVY DUTY ANSI 156.5 GRADE 1 SMALL LOCK CASE	SC SERIES MORTISE DEADBOLTS	HEAVY DUTY ANSI 156.13 GRADE 1 FULL MORTISE
  <p>Lock Case: 3 15/16" x 3 5/8" x 15/16" (100 mm x 92 mm x 25 mm)</p> <p>Faceplate: 1 1/4" x 5 5/8" x 1 7/32" (32 mm x 142 mm x 6 mm)</p> <p>Strike: 1 1/8" x 3 1/2" (29 mm x 89 mm)</p>	<p>Any door in commercial or institutional buildings where the best auxiliary Mortise deadbolt locks are required</p> <ul style="list-style-type: none"> • Backset: 2 3/4" (70 mm) • Door Range: 1 3/4" (44.5 mm), available to 2 1/4" (57 mm) • Deadbolt: 1" (25 mm) throw, stainless steel, can withstand cutting or sawing • Cylinder: 1 1/4" Mortise cylinder Schlage "C" (standard) • Heavy Gauge Steel Lock Case • Brass Deadbolt with Hardened Steel, 1" Throw • Satin Chrome Finish • ANSI 156.13 • Exceeds 1,000,000 cycles <p>Mortise Cylinder</p> <ul style="list-style-type: none"> • Cylinder length is 1 1/8" (under shoulder including cam) • With Schlage cam (L583-2540) 	 <p>SC SERIES</p> <p>Lock Case: 4" x 6 1/32" x 1 7/32" (102 mm x 153 mm x 31.3 mm)</p> <p>Faceplate: 1 7/32" x 8" x 1/8" (31.3 mm x 203 mm x 3.175 mm)</p> <p>Strike: 1 7/8" x 4 27/32" (48 mm x 123 mm)</p> <div style="display: flex; justify-content: space-around;"> <div data-bbox="1031 651 1242 766"> <p>LIFETIME WARRANTY</p> </div> <div data-bbox="1258 651 1534 766"> <p>BHMA CERTIFIED Be Safe. Be Secure. Look for the Mark.</p> </div> </div>
MODEL #	FUNCTIONS	MODEL #
SM140 	Cylinder and Thumbturn Deadbolt thrown or retracted by key outside or thumbturn inside	SC8460  ANSI F17
SM143 	Double Cylinder Deadbolt operated by key on either side	SC8462  ANSI F16
SM141 	Classroom Lock Deadbolt thrown or retracted by key from outside Inside cylinder turn retracts deadbolt but cannot project it. Specify handing.	SC8463  ANSI F29
SM142 	Cylinder Lock Deadbolt thrown or retracted by key from one side. No trim on opposite side	SC8464  ANSI F18
SM145 	Door Bolt Deadbolt thrown or retracted by thumbturn from one side. No trim on opposite side	SC8461 
SM146 	Deadbolt With "Occupied" Indicator Deadbolt thrown or retracted by key outside or thumbturn inside. When deadbolt is thrown "OCCUPIED" plate is displayed	SC8496 
<p>PACKAGING INCLUDES</p> <ul style="list-style-type: none"> • UL listed single point latch • Standard "C", 6 pin cylinder • Non-handed strike 	<p>OPTIONAL INTERCHANGEABLE CORE</p> <ul style="list-style-type: none"> • For Best, Falcon and Arrow Interchangeable Core prefix "IC" before Part#. (Mortise housing Part# ICH961387) • For Schlage Large Format Interchangeable Core prefix "ICSC" before Part#. For Corbin / Russwin Large Format Interchangeable Core prefix "ICCR" before Part#. For Sargent Large Format Interchangeable Core prefix "ICSA" before Part#. For Yale Large Format Interchangeable Core prefix "ICYA" before Part#. (Mortise housing Part# 7000ICMC) 	
<p>ADDITIONAL KEYWAYS 6 pin solid brass "C" keyway standard. Optional: Schlage E, Schlage C-K, Russwin D1-2-3-4, Corbin 59 / 60, Sargent LA-LB-LC, Falcon / Weiser E, Arrow A, Yale 8, Yale GA and Kwikset. Can also accept Medeco, Assa, Kaba and Cal-Royal HSK High Security Cylinders.</p>		