

VANGUARD Series



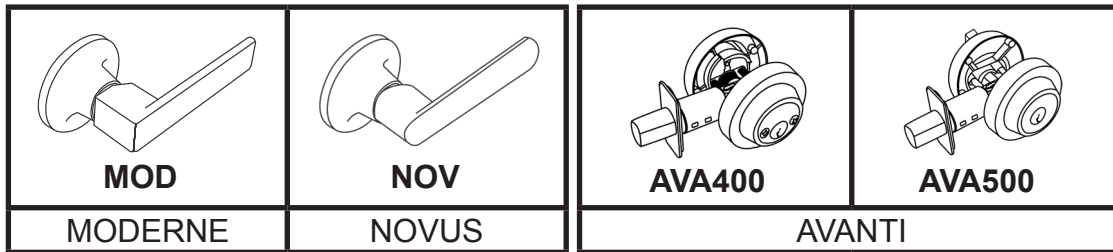
ANSI STANDARD A156.2 RESIDENTIAL LEVERS & A156.36 DEADBOLTS, GRADE 3

► **KEYWAYS (STD, "KW" 5-PIN KWIKSET) OPTIONAL 5-PIN SCHLAGE "C" & WEISER**

- All locksets, and deadbolts are available with **Schlage "C"** and **Weiser** keyway on special factory order only, with no additional charge. Consult factory.
- **SCHLAGE "C" KEYWAY OPTION:**
Prefix C before Part # (Ex: MOD-00 with C keyway is CMOD-00)
- **WEISER KEYWAY OPTION:** Prefix "W" before Part # (Ex: MOD-00 with Weiser keyway is WMOD-00)


► **LEVERSET DESIGNS**

► **DEADBOLT DESIGNS**




MODERNE ----- MOD SERIES

FUNCTIONS	ANSI	ITEM #	FINISH	PCS / MC
Entry - KA / 3	F109	MOD-00	US11P, 15, 26, 26D, 3, 5, 15A	20
Storeroom - KA / 3	F86	MOD-05		
Privacy	F76	MOD-20		
Passage	F75	MOD-30		
Active Dummy	----	MOD-40		36

 Prefix "UL" before Part # when ordering UL Listed, available on Entrance and Passage functions.

NOVUS ----- NOV SERIES

FUNCTIONS	ANSI	ITEM #	FINISH	PCS / MC
Entry - KA / 3	F109	NOV-00	US11P, 15, 26, 26D, 3, 5, 15A	20
Storeroom - KA / 3	F86	NOV-05		
Privacy	F76	NOV-20		
Passage	F75	NOV-30		
Active Dummy	----	NOV-40		36

 Prefix "UL" before Part # when ordering UL Listed, available on Entrance and Passage functions.

AVANTI ----- AVA SERIES

FUNCTIONS	ANSI	ITEM #	FINISH	PCS / MC
Single Cylinder Deadbolt - KA / 3	E0153	AVA500	US11P, 15, 26, 26D, 3, 5, 15A	36
Double Cylinder Deadbolt - KA / 3	E0143	AVA400		

► **LEVERSET PACKAGING INCLUDES**

- Kwikset rekeyable 5 pin cylinder
- **6-way** 2 3/8" or 2 3/4" adjustable backset, size 1" x 2 1/4" round corner standard. Square corner option and drive-in latchbolt also available on special factory order.
- Round Corner Full Lip Strike: 1 3/4" x 2 1/4"
- Keyed entry comes with lever / lever for exterior and interior
- 1" bore diameter for latch, 2 1/8" diameter for lock housing

► **DEADBOLT PACKAGING INCLUDES:**

- Kwikset rekeyable 5 pin cylinder
- 2 3/8" or 2 3/4" adjustable backset, size 1" x 2 1/4" round corner standard; Square corner option and drive-in latchbolt also available on special factory order.
- Full 1" throw deadbolt
- 1" x 2 1/4" round corner strike standard