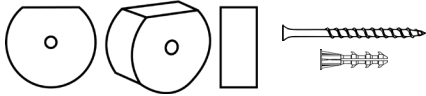

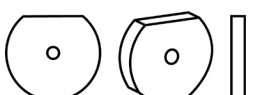




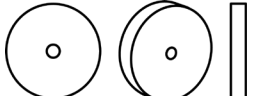
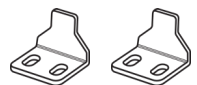
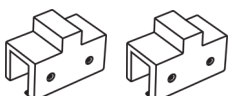
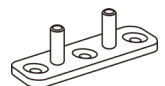


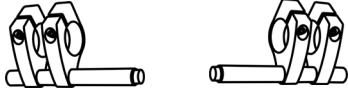



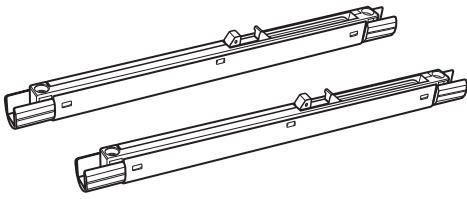
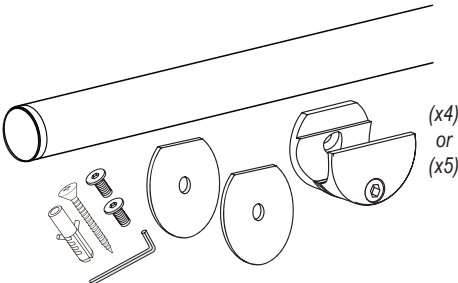
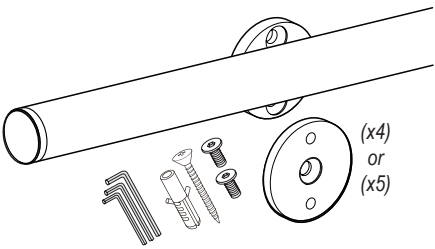
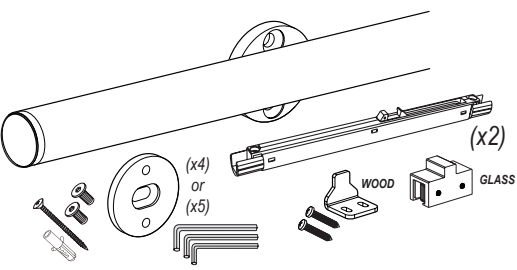


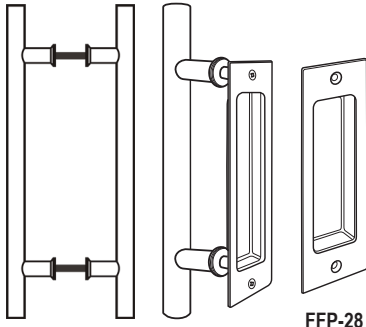
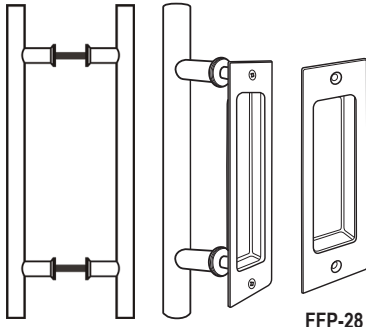
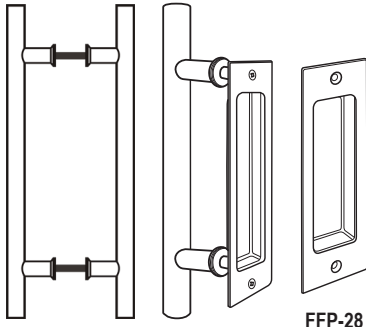
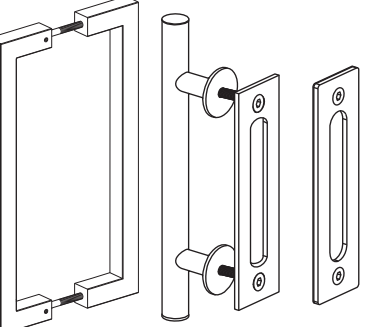
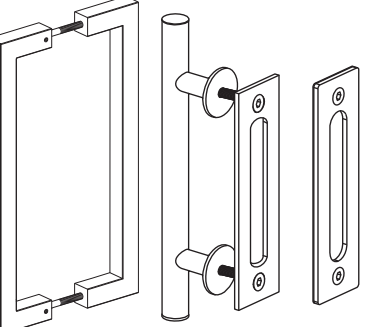
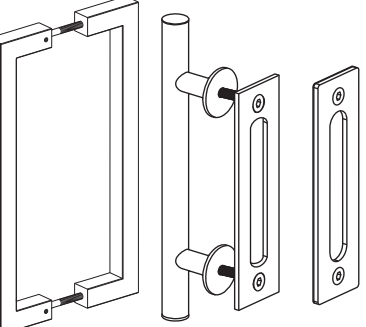
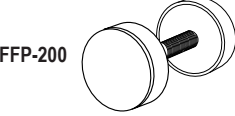
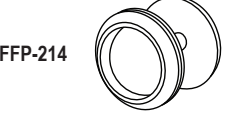
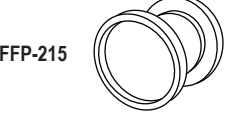
**SDH SERIES - STAINLESS STEEL SLIDING DOOR HARDWARE ACCESSORIES**

ILLUSTRATION	ITEM NO	DESCRIPTION	FINISH	INNER QUANTITY
	SDH-SPC-17ADJ	17mm ( $11/16$ " ) Spacer for <b>Adjustable Mount Plates</b> with 80mm ( $3 1/8$ " ) screws and plastic anchor. Stainless Steel Material	US32D	4 PCS PER SET
	SDH-SPC-13ADJ	13mm ( $33/64$ " ) Spacer for <b>Adjustable Mount Plates</b> with 80mm ( $3 1/8$ " ) screws and plastic anchor. Stainless Steel Material	US32D	4 PCS PER SET
	SDH-SPC-06ADJ	6mm ( $15/64$ " ) Spacer for <b>Adjustable Mount Plates</b> . Stainless Steel Material	US32D	4 PCS PER SET
	SDH-SPC-05	5mm ( $13/64$ " ) Spacer for <b>Adjustable Mount Plates</b> . PVC Material	PVC	4 PCS PER SET
	SDH-SPC-015	1.5mm ( $1/16$ " ) Spacer for <b>Adjustable Mount Plates</b> . PVC Material	PVC	16 PCS PER SET
	SDH-SPC-17FIX	17mm ( $11/16$ " ) Spacer for <b>Fixed Mount Plates</b> with 80mm ( $3 1/8$ " ) screws and plastic anchor. Stainless Steel Material	US32D	4 PCS PER SET
	SDH-SPC-13FIX	13mm ( $33/64$ " ) Spacer for <b>Fixed Mount Plates</b> with 80mm ( $3 1/8$ " ) screws and plastic anchor. Stainless Steel Material	US32D	4 PCS PER SET
	SDH-SPC-06FIX	6mm ( $15/64$ " ) Spacer for <b>Fixed Mount Plates</b> . Stainless Steel Material	US32D	4 PCS PER SET
	SDH-SCWD-ACT	<b>Wood Door</b> Actuators for SDH Soft Close System. Sold in Pairs.	US32D	1 PAIR
	SDH-SCGL-ACT	<b>Glass Door</b> Actuators for SDH Soft Close System. Sold in Pairs.	US32D	1 PAIR
	SDH-FG-WD	<b>Wood Door</b> Floor Guide for SDH. Stainless Steel Material.	US32D	1 PC
	SDH-FG-GL	<b>Glass Door</b> Floor Guide for SDH. Stainless Steel Material.	US32D	1 PC

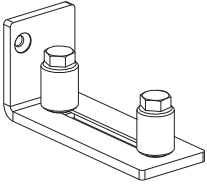
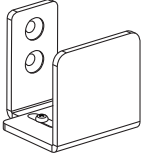
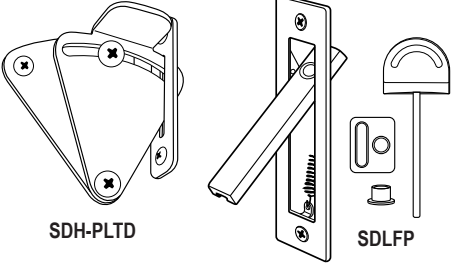
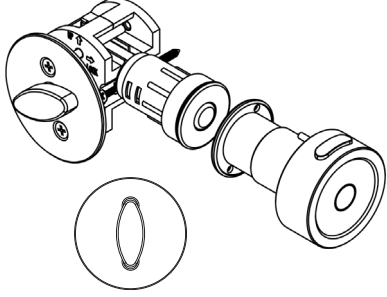
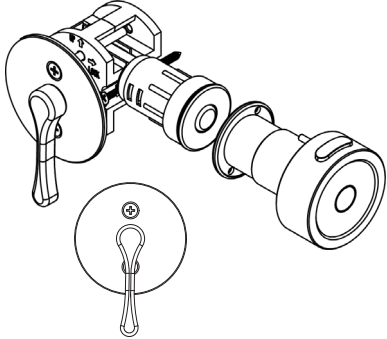
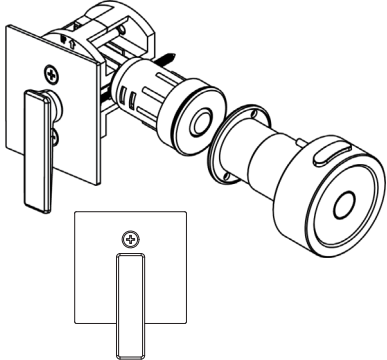
## SDH SERIES - STAINLESS STEEL SLIDING DOOR HARDWARE ACCESSORIES

ILLUSTRATION	ITEM NO	DESCRIPTION	FINISH	INNER QUANTITY
	DS-1012	Door Stop for <b>SDH10, SDH11, SDH20, and SDH30</b> . Sold in Pairs	US32D	1 PAIR
	DS-2100	Door Stop for <b>SDH12, SDH21 and SDH31</b> . Sold in Pairs	US32D	1 PAIR
	DS-2200	Soft Action Roller Stop for <b>SDH10, SDH11, SDH20 and SDH21</b> . Sold in Pairs	US32D	1 PAIR
	DS-2300	Soft Action Roller Stop for <b>SDH12, SDH30 and SDH31</b> . Sold in Pairs	US32D	1 PAIR
	SDHRC	SDH Rail Connector for Interconnecting two rails together	US32D	1 PC
	SCS40 (44 - 88 LBS)	SDH Soft Close System for Replacement Only. Choose type by weight of door	US32D	1 PAIR
	SCS80 (88 - 176 LBS)		US32D	1 PAIR
	SR166A	6'6" Sliding Rod with Accessories, (4) <b>Adjustable Mount</b> with Spacers	US32D	1 SET
	SR182A	8'2" Sliding Rod with Accessories, (5) <b>Adjustable Mount</b> with Spacers	US32D	1 SET
	SR166F	6'6" Sliding Rod with Accessories, (4) <b>Fixed Mount</b>	US32D	1 SET
	SR182F	8'2" Sliding Rod with Accessories, (5) <b>Fixed Mount</b>	US32D	1 SET
	SCRAIL66	6'6" Rail with Accessories, Built in (2) <b>SCS80</b> Soft Closer, (2) Actuators for Wood and Glass Doors, (4) Mounting Plates with screws	US32D	1 SET
	SCRAIL80	8'2" Rail with Accessories, Built in (2) <b>SCS80</b> Soft Closer, (2) Actuators for Wood and Glass Doors, (5) Mounting Plates with screws	US32D	1 SET

**SLIDING DOOR HARDWARE ACCESSORIES FOR SDH AND BDH SERIES**

ILLUSTRATION	ITEM NO	DESCRIPTION	FINISH	INNER QUANTITY
	FFP-28	Rectangular <b>Mortised</b> Door Handle for Wood Doors, Dimensions: 8" x 2 1/16", 7 3/32" CTC Door Thickness: 1 3/8" - 1 3/4"	US32D, BLACK	1 PC
	PULL-2815	Sliding Door Handle Pull for Wood Doors Door Handle Pull: 11 7/8" x 1" Rectangular <b>Mortised</b> Door Handle: 8" x 2 1/16" Door Thickness: 1 3/8" - 1 3/4", 7 3/32" CTC	US32D, BLACK	1 PC
	PULL-15778-BTB	Back to Back Door Pull Handle for Wood Doors Dimensions: 11 7/8" x 1", 7 7/8" CTC Door Thickness: 1 3/8" - 1 3/4"	US32D, BLACK, US10B	1 PC
	FFP-250	Round Corner, Door Handle for Wood Doors, Dimensions: 8 21/32" x 2 3/8", 7 3/32" CTC Door Thickness: 1 3/8" - 1 3/4"	US32D  BLACK, US10B	1 PC
	PULL-60	Sliding Door Handle Pull for Wood Doors Door Handle Pull: 11 13/16" x 1" Round Corner <b>Surface Mounted</b> Door Handle: 8 21/32" x 2 3/8" Door Thickness: 1 3/8" - 1 3/4", 7 3/32" CTC	US32D  BLACK, US10B	1 PC
	SQP-012	Back to Back Square Pull Handle for Wood Doors, Dimensions: 12" x 2 1/2" x 25/32", 11 7/32" CTC Door Thickness: 1 3/8" - 1 3/4"	US32D, BLACK	1 PC
	FFP-200	2" x 13/32" Round Door Handle for Wood Doors 5/16" hole diameter thru door Door Thickness: 1 3/8" - 1 3/4"	US32D, BLACK	1 PC
	FFP-214	2 3/16" x 13/32" Round Door Handle for Wood Doors 5/8" hole diameter thru door Door Thickness: 1 3/8" - 1 3/4"	US32D, BLACK	1 PC
	FFP-215	2 1/2" x 11/32" Round Door Handle for Wood Doors 1 27/32" hole diameter thru door Door Thickness: 1 3/8" - 1 3/4"	US32D, BLACK	1 PC

**SLIDING DOOR HARDWARE ACCESSORIES FOR SDH AND BDH SERIES**

ILLUSTRATION	ITEM NO	DESCRIPTION	FINISH	INNER QUANTITY
  <p>SDH-FG-ADJ8      SDH-FG-ADJ1</p>	SDH-FG-ADJ1	Adjustable Floor Guide for both pre-grooved and non-grooved wood doors. Front Arm: 1 3/4" x 1 3/4" Back Arm: 1 7/8" x 1" Door Thickness: 1 3/8" - 1 3/4"	US32D BLACK	1 PC
	SDH-FG-ADJ8	Adjustable Floor Guide Roller for non-grooved wood doors. 2" (H) x 1 9/16" (W) x 4 1/8" (L) Door Thickness: 13/16" - 2 3/16"	US32D BLACK	1 PC
 <p>SDH-PLTD      SDLFP</p>	SDLFP	4 5/8" x 1 1/4" Flip Privacy Sliding Door Lock with Strike Plate and Emergency Key Door Thickness: 1 3/8" - 1 3/4"	US32D BLACK	1 PC
	SDH-PLTD	2 1/2" x 3 3/16" Tear Drop Privacy Sliding Door Lock with Strike Plate Strike Plate: 25/32" x 2 15/16" Door Thickness: 1 3/8" - 1 3/4"	US32D US19, US10B	1 PC
	SDLP-RND	Round Rose Privacy Sliding Door Lock, with adjustable backset and push button dust proof strike 1 1/2" x 5/8" thumbturn Door Thickness: 1 3/8" - 1 3/4"	US32D, US10B	1 PC
	SDLP-RND-ADA	Round Rose Privacy Sliding Door Lock, with adjustable backset and push button dust proof strike 2 1/2" x 5/8" ADA thumbturn Door Thickness: 1 3/8" - 1 3/4"	US32D, US10B	1 PC
	SDLP-SQ-ADA	Square Rose Privacy Sliding Door Lock, with adjustable backset and push button dust proof strike 2 3/8" x 5/8" ADA thumbturn Door Thickness: 1 3/8" - 1 3/4"	US32D, US10B	1 PC