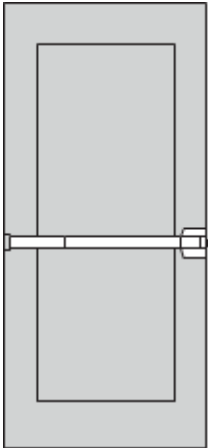
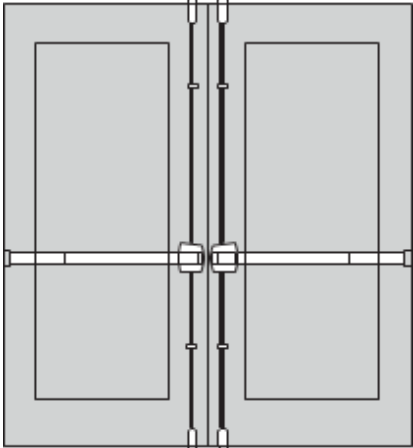
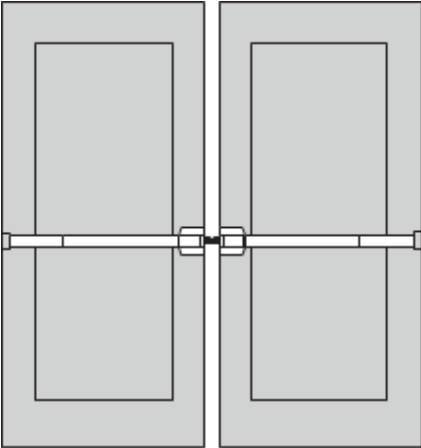
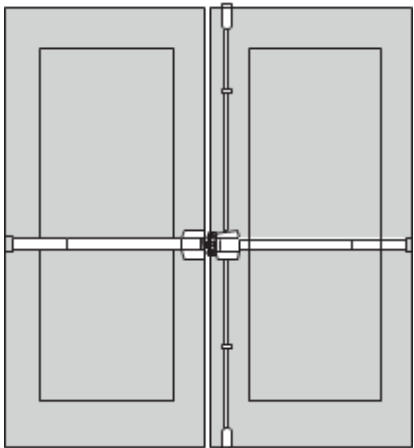
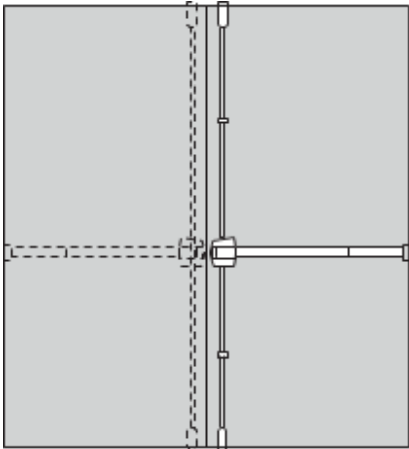
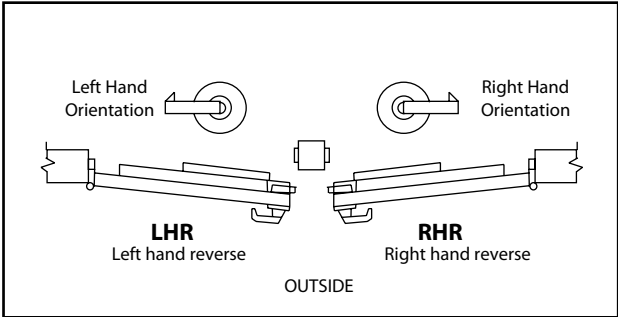


T5000 & TF5000 Rim Type T5000V & TF5000V Vertical Rod Fire and Non-Fire Exit Devices ANSI A156.3 Grade 2 Selector Chart



<p style="text-align: center;">SINGLE DOOR</p>  <p>Vertical rod type or Rim type Surface applied 2 point lock. Surface application.</p>	<p style="text-align: center;">PAIRS OF DOORS WITHOUT MULLION</p>  <p>2 Vertical rod type Surface applied 2 point locking both doors. Each door active same direction. Do not use with overlapping astragal.</p>
<p style="text-align: center;">PAIRS OF DOORS WITH MULLION</p>  <p>2 Rim type with mullion Two independent active doors with full double door openings when required. Same direction.</p>	<p style="text-align: center;">PAIRS OF DOORS WITHOUT MULLION</p>  <p>1 Vertical rod and 1 rim type Both devices are surface applied. A coordinator and overlapping strike is recommended.</p>
<p style="text-align: center;">PAIRS OF DOORS WITHOUT MULLION</p>  <p>2 Vertical rod type Double egress surface applied. 2 point locking both doors opposite directions.</p>	<p style="text-align: center;">HANDING</p>  <p style="text-align: center;">LHR Left hand reverse RHR Right hand reverse</p> <p style="text-align: center;">OUTSIDE</p>

CAL-ROYAL PRODUCTS, INC.

6605 FLOTILLA ST, COMMERCE, CA 90040 U.S.A.

TEL: (323) 888-6601 FAX: (323) 888-6699

Website: cal-royal.com • Email: sales@cal-royal.com