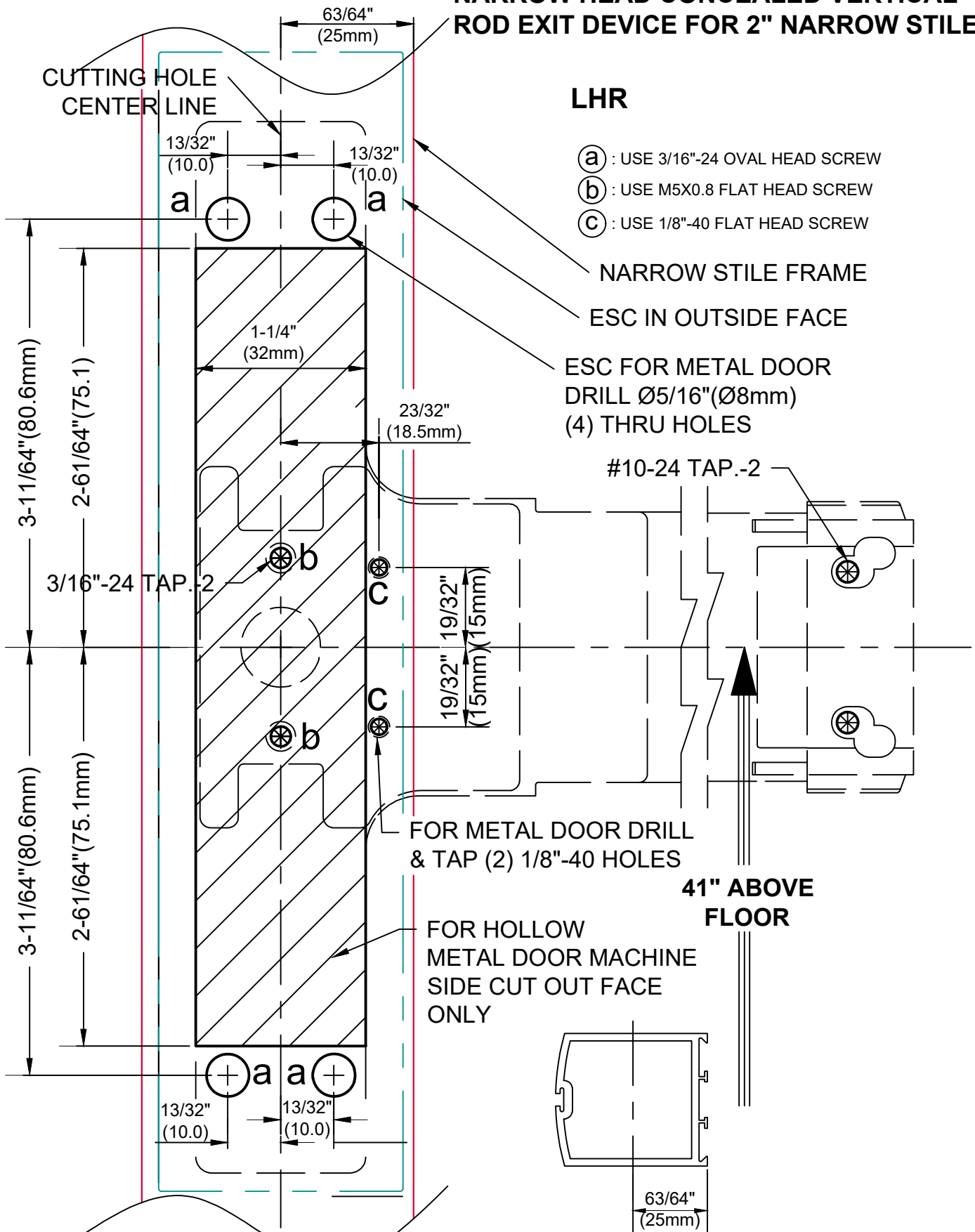


TEMPLATE FOR N-77/98 GLS-CVR SERIES NARROW HEAD CONCEALED VERTICAL ROD EXIT DEVICE FOR 2" NARROW STILE



LHR

- (a) : USE 3/16"-24 OVAL HEAD SCREW
- (b) : USE M5X0.8 FLAT HEAD SCREW
- (c) : USE 1/8"-40 FLAT HEAD SCREW

NARROW STILE FRAME

ESC IN OUTSIDE FACE

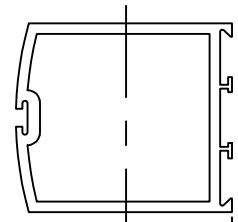
ESC FOR METAL DOOR
DRILL Ø5/16" (Ø8mm)
(4) THRU HOLES

#10-24 TAP.-2

FOR METAL DOOR DRILL
& TAP (2) 1/8"-40 HOLES

**41" ABOVE
FLOOR**

FOR HOLLOW
METAL DOOR MACHINE
SIDE CUT OUT FACE
ONLY



The illustration and technical description in this cut sheet is current as of the date in version date on the right.
Cal-Royal Product reserves the right to, and may, on occasions, make changes and/or improvements in designs and dimensions without prior notice.



6605 Flotilla Street
City of Commerce
CA 90040 USA
Tel: # (323) 888-6601
FAX # (323) 888-6699
WEB SITE:
CAL-ROYAL.COM
Email: sales@cal-royal.com

ITEM NO.	DESCRIPTION
N-77/98 GLS-CVR	TEMPLATE FOR N-77/98 GLS-CVR EXIT DEVICE (RHR) FOR 2" NARROW STILE

NOT
TO
SCALE
PAGE 1 of 2

UNIT
PRIMARY DIMENSION
SHOWN IN INCHES,
DIMENSIONS IN ()
ARE MM

Prepared By:
BBT / ADG
AED / CVL

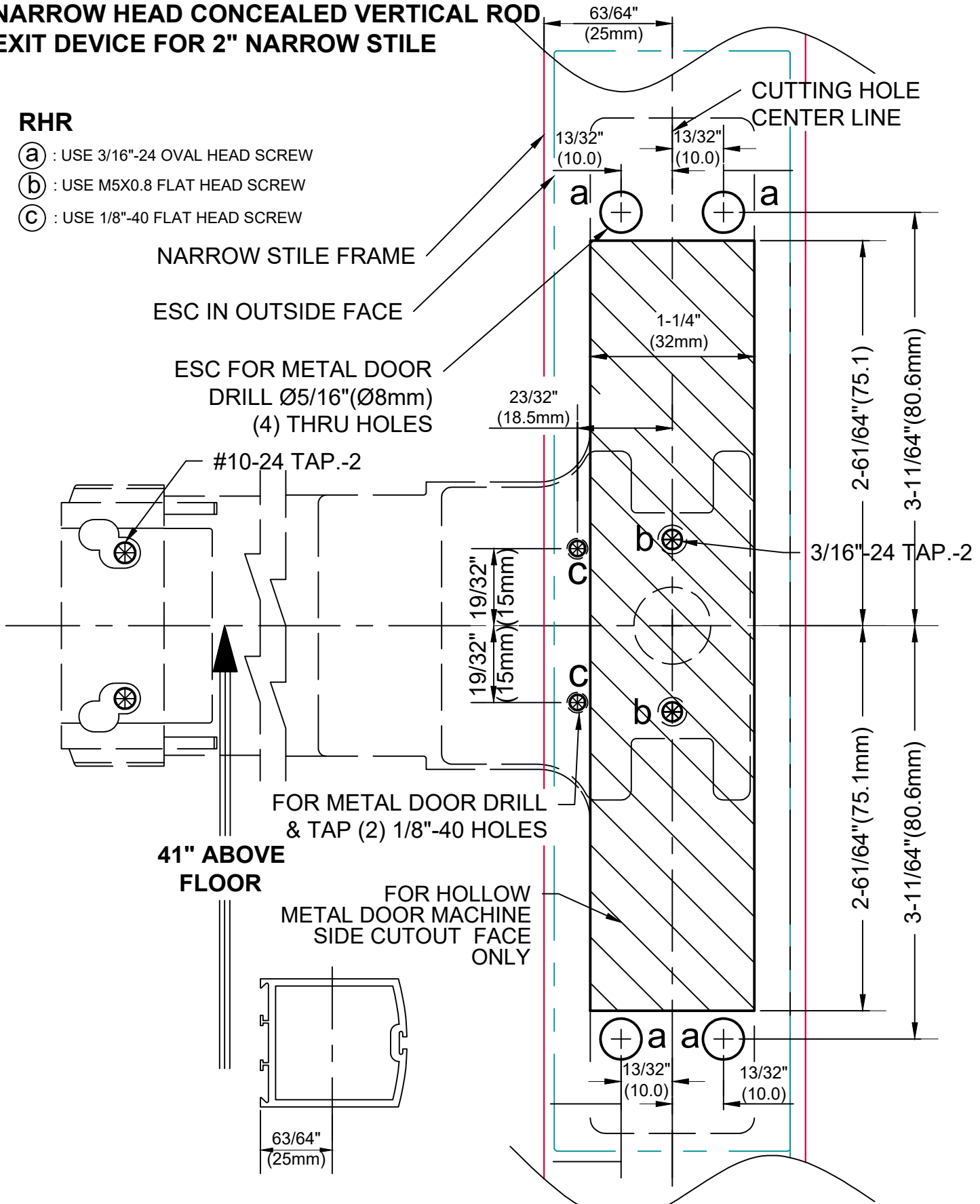
DATE
07/14/23

DWG. NO.
EDT-4060-07/23-10F2
REV

TEMPLATE FOR N-77/98 GLS-CVR SERIES NARROW HEAD CONCEALED VERTICAL ROD EXIT DEVICE FOR 2" NARROW STILE

RHR

- (a) : USE 3/16"-24 OVAL HEAD SCREW
- (b) : USE M5X0.8 FLAT HEAD SCREW
- (c) : USE 1/8"-40 FLAT HEAD SCREW



The illustration and technical description in this cut sheet is current as of the date in version date on the right.
Cal-Royal Product reserves the right to, and may, on occasions, make changes and/or improvements in designs and dimensions without prior notice.



6605 Flotilla Street
City of Commerce
CA 90040 USA
Tel.# (323) 888-6601
FAX # (323) 888-6699
WEB SITE:
CAL-ROYAL.COM
Email: sales@cal-royal.com

ITEM NO.	DESCRIPTION
N-77/98 GLS-CVR	TEMPLATE FOR N-77/98 GLS-CVR EXIT DEVICE (RHR) FOR 2" NARROW STILE

NOT TO SCALE
PAGE 2 of 2

UNIT
PRIMARY DIMENSION SHOWN IN INCHES, DIMENSIONS IN () ARE MM

Prepared By:
BBT / ADG
AED/ CVL

DATE
07/14/23

DWG. NO.
EDT-4060-07/23-20F2
REV