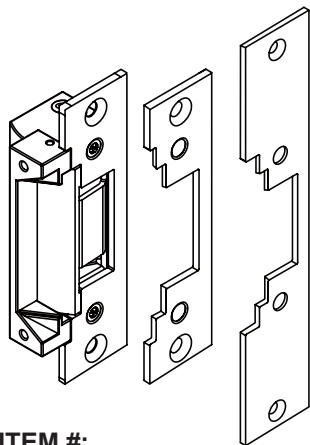


ELECTRIC STRIKES



ITEM #:
ES1433 AL/32D
ES1433 US1

Universal Electric Strike

FEATURES:

- Designed for use with Cylindrical Locksets
- for Hollow Metal, Wood, and Aluminum Door Frames
- Non-Handed, Fully Reversible
- Field Reversible for Fail Safe or Fail Secure Operation
- Static Strength: 1500 lbs (680 kg)
- Dynamic Strength: 70 ft-lbs
- Endurance Rating: 250,000 Cycles (UL Tested), 1,000,000 Cycles (Factory Tested, Exceeds Grade 1 Standards)

SECURITY



3-YEAR WARRANTY

SPECIFICATIONS:

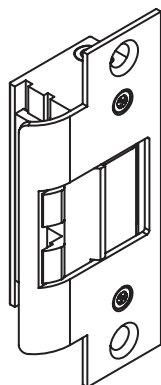
- Voltage: Dual 12/24VDC
- Current Draw: 300mA @ 12VDC, 150mA @ 24VDC
- Latch Throw: 3/4" (19mm)
- Keeper Width: 1 7/16" (36mm)
- Mount: Mortise
- Body Construction: Zinc Alloy

ES1433 AL/32D PACKAGING INCLUDES:

- 1 Stainless Steel & 2 Aluminum faceplates
- **ESFP-478 US32D** (faceplate for Alum or Metal)
- **ESFP-478 ALUM** (faceplate for Metal)
- **ESFP-715 ALUM** (faceplate for Wood)
- Trim Plate & Mounting Tabs also included
- Stick-On Template for easier installation

ES1433 US1 PACKAGING INCLUDES:

- 2 Aluminum faceplates
- **ESFP-478 US1** (faceplate for Alum or Metal)
- **ESFP-715 US1** (faceplate for Wood)
- Trim Plate & Mounting Tabs also included
- Stick-On Template for easier installation



ITEM #:
ES1520 US32D
ES1520 US1

No-Cut Electric Strike

FEATURES:

- Designed for use with Cylindrical Locksets
- for Hollow Metal Frames
- **No frame cutting is required** - Special ramp design allows the latchbolt to exit from an unmodified frame
- Non-Handed, Fully Reversible
- Field reversible for Fail Safe or Fail Secure Operation
- Static Strength: 1500 lbs (680 kg)
- Dynamic Strength: 70 ft-lbs
- Endurance Rating: 250,000 Cycles (UL Tested), 1,000,000 Cycles (Factory Tested, Exceeds Grade 1 Standards)

SECURITY



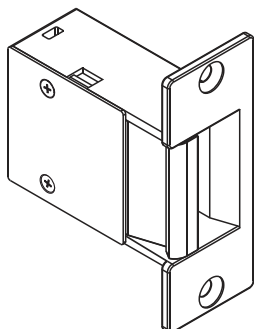
3-YEAR WARRANTY

SPECIFICATIONS:

- Voltage: Dual 12/24VDC
- Current Draw: 300mA @ 12VDC, 150mA @ 24VDC
- Latch Throw: 9/16" (15mm)
- Keeper Width: 1 7/16" (36mm)
- Mount: Mortise
- Body Construction: Zinc Alloy

PACKAGING INCLUDES:

- 1 Stainless Steel Faceplate
- Stick-On Template for easier installation



ITEM #:
ES1140 ALUM
ES1140 US1

Electric Gate Strike

FEATURES:

- Designed for use with Bored Cylindrical Locksets
- Water drainage function for gates or semi-outdoor applications
- for Hollow Metal and Wood Frames
- Non-Handed, Fully Reversible
- Fail Secure Operation
- Static Strength: 1000 lbs (454 kg)
- Endurance Rating: 250,000 Cycles



3-YEAR WARRANTY

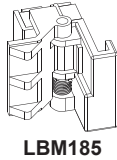
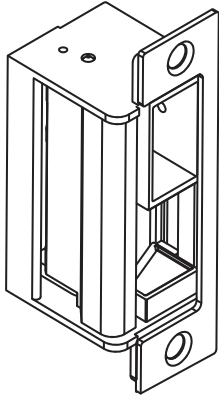
SPECIFICATIONS:

- Voltage: Dual 12/24 VAC/DC Intermittent Duty, No Polarity
- Latch Throw: 9/16" (15mm)
- Keeper Width: 1 5/8" (41mm)
- Mount: Mortise
- Body Construction: One Piece Cast Zinc Alloy

PACKAGING INCLUDES:

- Stick-On Template for easier installation

ELECTRIC STRIKES



LBM185

ITEM #	FINISH
ES1855	US32D
	US1
ES1855-M	US32D
	US1

Heavy Duty Electric Strike

FEATURES:

- Designed for use with Heavy Duty Cylindrical or Mortise Locksets with or without deadbolt
- Accommodates deadbolts up to 1"
- Sliding keeper shim design for up to 1/8" adjustment for misaligned frames
- Non-Handed, fits right or left handed doors
- Field reversible for Fail Safe or Fail Secure Operation
- Static Strength: 1000 lbs (454 kg)
- Dynamic Strength: 33 ft-lbs
- Endurance Rating: 250,000 Cycles (UL Tested), 1,000,000 Cycles (Factory Tested, Exceeds Grade 1 Standards)
- with Optional Latch Monitor **ES1855-M** (ES1855 with LBM185), indicates when door is latched.

SECURITY

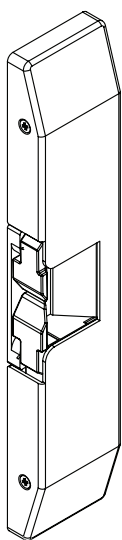


SPECIFICATIONS:

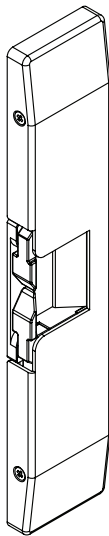
- Voltage: Dual 12/24VDC
- Current Draw: 300mA @ 12VDC, 150mA @ 24VDC
- Latch Throw: 1" (25mm)
- Mount: Mortise
- Body Construction: Stainless Steel

PACKAGING INCLUDES:

- 5 Brushed Stainless Steel faceplates
- **ESFP-318** (faceplate for deadbolt latch)
- **ESFP-278** (faceplate for deadbolt latch)
- **ESFP-134** (faceplate for latchbolt)
- **ESFP-156** (faceplate for latchbolt)
- **ESFP-112** (faceplate for latchbolt)
- Trim Plate also included
- Stick-On Template for easier installation



ES1934



ES1912

Electric Rim Strike

FEATURES:

- Designed for use with Rim Exit Devices with pullman latch
- No frame cutting required - surface mounted
- Horizontal Adjustment
- for Hollow Metal and Wood Frames
- Non-Handed, fully reversible
- Field reversible for Fail Safe or Fail Secure Operation
- Static Strength: 1500 lbs (680 kg)
- Dynamic Strength: 70 ft-lbs
- Endurance Rating: 250,000 Cycles (UL Tested), 1,000,000 Cycles (Factory Tested, Exceeds Grade 1 Standards)



SECURITY



SPECIFICATIONS:

- Voltage: Dual 12/24VDC
- Current Draw: 540mA @ 12VDC, 270mA @ 24VDC
- Latch Throw (Housing Thickness):
ES1934 : 3/4" (19mm)
ES1912 : 1/2" (13mm)
- Mount: Surface
- Body Construction: Stainless Steel
- with Optional Latch Monitor:
ES1934-M or **ES1912-M**

Note: for Fire Rating to be valid, ES1934 Electric Strike must be used only with UL Listed Rim Type Fire Exit Hardware, Von-Duprin LLC, Model 99-F.

PACKAGING INCLUDES:

- (3) 1/16" Spacers for ES1934, and
- (2) 1/8" (3mm) Spacers for ES1912

ITEM #	FINISH	ITEM #	FINISH
ES1934	US32D	ES1934-M	US32D
	US1		US1
ES1912	US32D	ES1912-M	US32D
	US1		US1