

SQ300 Series List Price

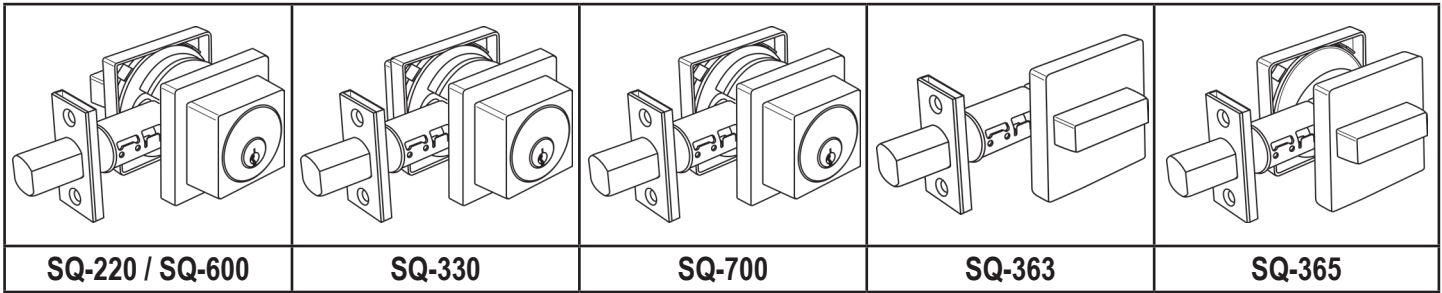
COMMERCIAL / RESIDENTIAL CONTEMPORARY

SQUARE HEAVY DUTY DEADBOLTS

ANSI STANDARD A156.5, GRADE 2



- Optional Interchangeable Core for **Best, Falcon and Arrow**
- Optional Interchangeable Core for **Schlage Full Size Large Format**



STOCK ITEM PRICES IN BOLD

NON-STOCK FINISHES AND DESIGNS AVAILABLE WITH FACTORY LEAD TIME AND SUBJECT TO MINIMUM ORDER

FUNCTION	ANSI	ITEM #	FINISH					PCS / MC
Heavy Duty Single Cylinder Deadbolt, UL Listed	E0152	SQ-220	US26D	US10B	US4	US15	US1	20
		● ICSQ-220	US26D	US10B	US4	US15	US1	
		● ICSCSQ-220						
Heavy Duty Double Cylinder Deadbolt, UL Listed	E0142	SQ-330	US26D	US10B	US4	US15	US1	
		● ICSQ-330	US26D	US10B		US15		
		● ICSCSQ-330						
Classroom Deadbolt Lock. UL Listed. Deadbolt thrown or retracted by key outside. Inside turn unit will retract bolt only. Bolt automatically deadlocks when fully thrown.	E0172	SQ-600	US26D	US10B	US4	US15	US1	
		● ICSQ-600						
		● ICSCSQ-600						
UL Listed One Sided Latch Bolt retracted by thumb turn, no outside trim. Visible from one side of door only.	----	SQ-363	US26D	US10B	US4	US15	US1	
UL Listed One Sided Latch Bolt retracted by thumb turn unit. Blank plate on external trim to be used on bore holes 1 5/8" and 2 1/8" diameter.	----	SQ-365	US26D	US10B	US4	US15	US1	
UL Listed One-Way Deadbolt Lock Deadbolt thrown or retracted by key outside. Blank plate on internal trim to be used on bore holes 1 5/8" and 2 1/8" diameter. Bolt automatically deadlocks when fully thrown. (Exposed Screws)	E1161	SQ-700	US26D	US10B	US4	US15	US1	
		● ICSQ-700						
		● ICSCSQ-700						

● (IC) Indicates deadbolt available with Interchangeable Core. Cores are compatible 6 or 7 pin with **Best, Falcon and Arrow**.

● (ICSC) Indicates deadbolt available with **Schlage Full Size Large Format** Interchangeable Core. **Prices do not include cores.**

For IC Core pricing see pages **L109 – L110**. For Keying charges see page **L119**.

► **PACKAGING INCLUDES**

- Standard "C" 6-pin cylinder
- Standard : Adjustable UL Listed 3 Hour Fire Rating 2 3/8" or 2 3/4" latchbolt.
- Latch: Backset latch size 1" x 2 1/4" faceplate, packed with latch front adapter to convert 1" face plate for 1 1/8" wide door preparations
- Strike: 1 1/8" x 2 3/4", packed with 3" screws with wood frame reinforcer.


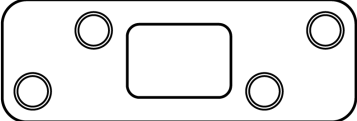
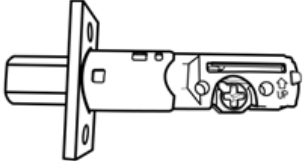
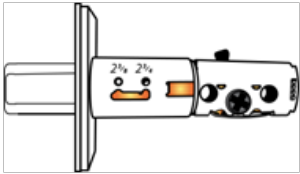
► **KEYWAYS**

6-pin solid brass "C" keyway standard. Optional: Schlage E, Schlage C-K, Russwin D1-2-3-4, Arrow A, Corbin 59 / 60, Corbin-Russwin L4, Sargent LA-LB-LC, Falcon / Weiser E, Yale 8, Yale GA and Kwikset. Can also accept Medeco, Assa, Kaba and **Cal-Royal HSK** High Security Cylinders. See **page L119** for keying charges and Cylinder PART #.

8 ► **IC CORES, KEYING CHARGES**

For IC Core pricing see pages **L109 – L110**. For Keying charges see page **L119**.

► **ADDITIONAL PARTS & CHARGES FOR SQ300 SERIES**

◆◆ STANDARD DISCOUNT ONLY ◆◆			
ILLUSTRATION	ITEM #	DESCRIPTION	FINISH
	T2STRK	Deadbolt strike 1 1/8" x 2 3/4"	US10B, 15, 26D, 3
	SS114358	Deadbolt Security Strike 1 1/4" x 3 5/8", 1/4" Rad.	US10B, 15, 26D, 3, 5
	ULT360ADJ	2 3/8" - 2 3/4" UL Listed Adjustable Deadbolt Latch	US10B, 26D, 3
	ULJHILADJ		US10B, 15, 26D, 3